

BOMBARDIER

ski-doo

PARTS MANUAL



1967 ALL MODELS

CHALET, OLYMPIC, SUPER OLYMPIC, ALPINE

BOMBARDIER SNOWMOBILE LTD.

VALCOURT, QUE., CANADA

Bombardier
***ski-doo* 1967**
the light-footed snowmobile

**CHALET
OLYMPIQUE
SUPER-OLYMPIQUE**

BOMBARDIER SNOWMOBILE LTD.

VALCOURT, QUE., CANADA

Bombardier
***ski-doo* 1967**
the light-footed snowmobile

**CHALET
OLYMPIQUE
SUPER-OLYMPIQUE**

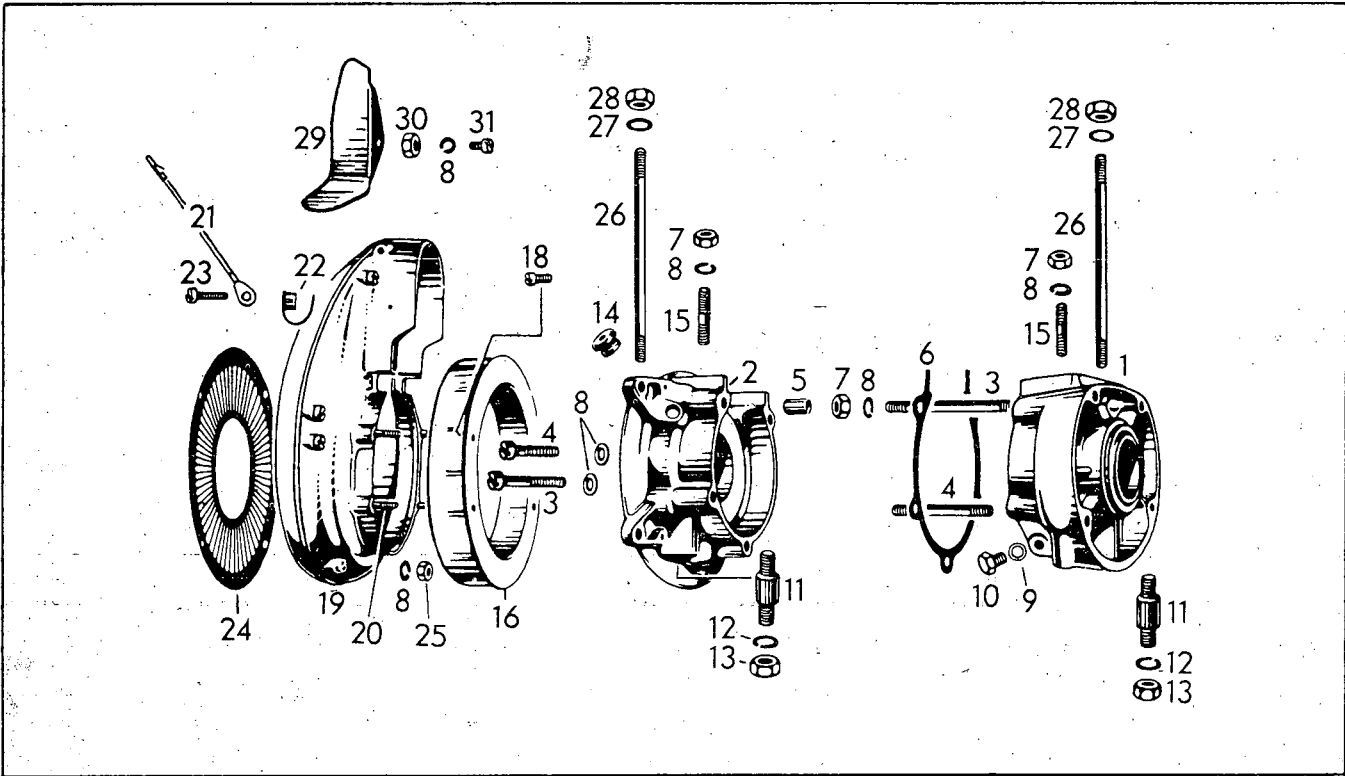
BOMBARDIER LTD.

PRINTED IN CANADA

5 - 37

JUNE — 1968 IBM CODE 480 1006

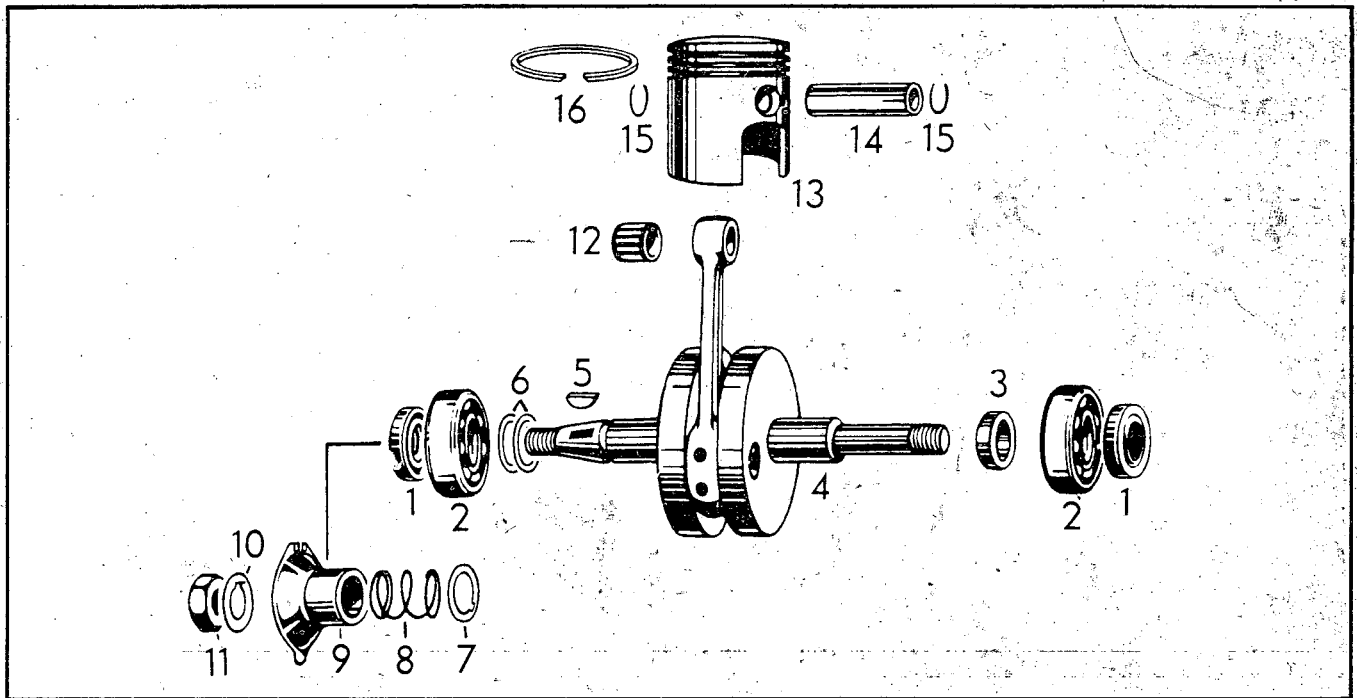
CRANKCASE



ITEM No.	PART No.	DESCRIPTION	QUANTITY			ITEM No.	PART No.	DESCRIPTION	QUANTITY		
			165	250	300				165	250	300
1-2-5	402 0002	Crankcase complete	1			16	402 0036	Labyrinth ring	1		
1-2-3						16	402 0037	Labyrinth ring		1	1
4-5	402 0005	Crankcase complete		1	1	18	402 0039	Bolt	4		
3	402 0006	Bolt	2			18	402 0040	Bolt		4	4
3	402 0007	Bolt		2	2	19-20	402 0043	Fan cowl complete	1		
4	402 0033	Bolt		3		19-20	402 0044	Fan cowl complete		1	
4	402 0009	Bolt		3	3	19-20	402 0046	Fan cowl complete			1
5	402 1014	Dowel tube		2		20	402 0047	Stud	4		
5	402 1015	Dowel tube		2	2	20	402 2002	Stud		4	4
6	402 0012	Gasket crankcase		1		21	402 0080	Mass cable with contact pin			
6	402 0014	Gasket crankcase		1	1	22	402 0061	Plastic cable clamp	1	1	1
7	402 0018	Nut		9	5	23	402 0057	Screw	1	1	1
8	402 0015	Lock washer	10			24	402 0058	Protection shield	1	1	
8	402 0016	Lock washer			13	25	402 2053	Nut	4		
9	402 0019	Sealing ring		1	1	25	402 0018	Nut		4	4
10	402 0020	Bolt		1	1	25	402 0018	Nut			
11	402 0023	Collar stud		4	4	26	402 0074	Stud	4		
	402 0091	Distance sleeve		4	4	26	402 0076	Stud			4
12	402 0025	Lock washer		4	4	27	402 0031	Washer	4		4
13	402 0026	Nut		4	4	28	402 0018	Nut	4		4
14	402 0027	Rubber grommet		1		29	402 0048	Baffle	1		
14	402 0028	Rubber grommet			1	30	402 2053	Nut	1		
15	402 0030	Stud		4		31	402 0040	Bolt	1		

BOMBARDIER LTD.

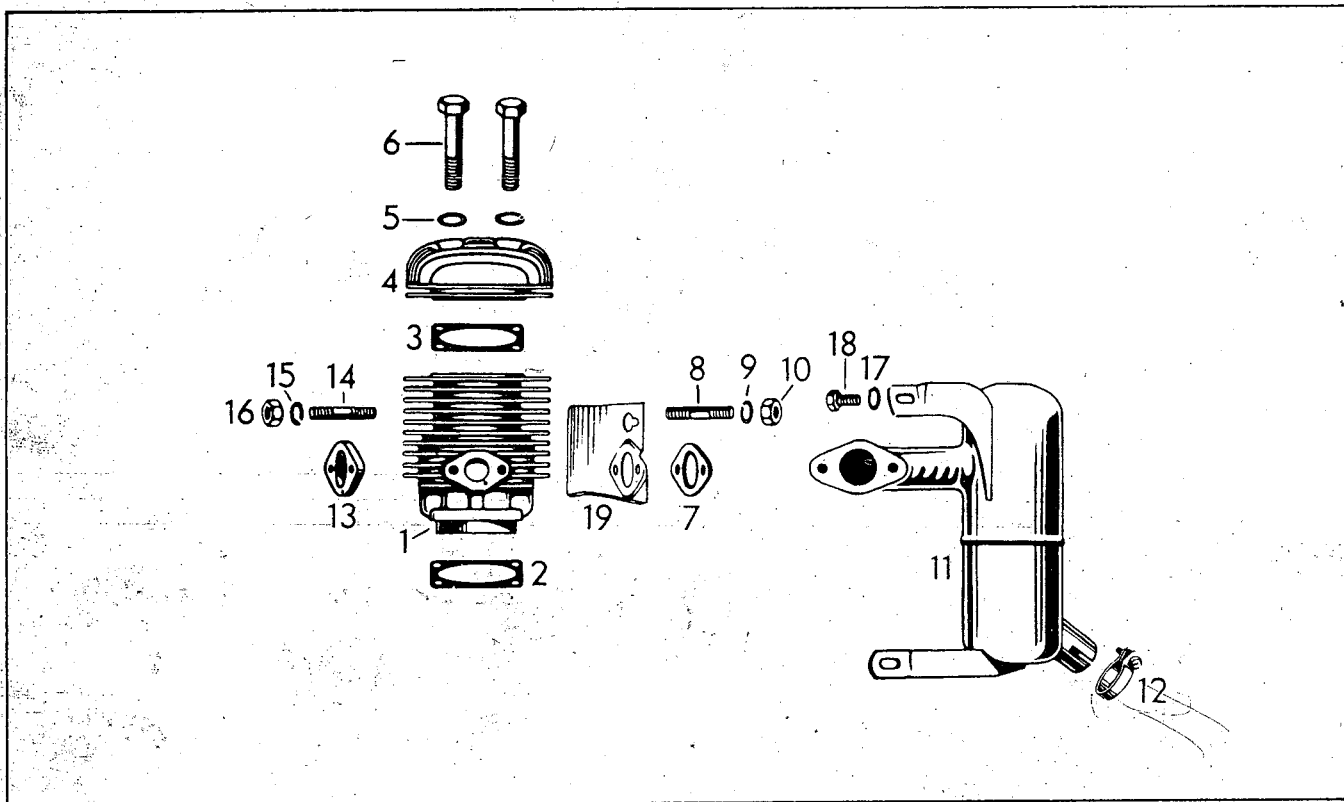
CRANKSHAFT



ITEM No.	PART No.	DESCRIPTION	QUANTITY			ITEM No.	PART No.	DESCRIPTION	QUANTITY		
			165	250	300				165	250	300
1	402 1001	Oil seal	2			13	402 1054	Piston with 3 rings, 69 mm / Std.		1	
1	402 1002	Oil seal		2	2	13	402 1050	Piston with 3 rings, 69.5 mm / 1st oversize		1	
2	402 1004	Shoulder bearing	2			13	402 1051	Piston with 3 rings, 70. mm / 2nd oversize		1	
2	402 1005	Deep groove bearing		2	2	13	402 1052	Piston with 3 rings, 70.5 mm / 3rd oversize		1	
3	402 1011	Distance sleeve	1			13	402 1090	Piston with 3 rings, 71. mm / 4th oversize		1	
3	402 1012	Distance sleeve		1	1	13	402 1057	Piston with 3 rings, 76. mm / std.			1
4	402 1028	Crankshaft ass'y	1			13	402 1058	Piston with 3 rings, 76.5 mm / 1st oversize			1
4	402 1030	Crankshaft ass'y		1	1	14	402 1063	Piston pin	1		
5	402 1009	Key	1			14	402 1062	Piston pin		1	
5	402 1010	Key		1	1	14	402 1064	Piston pin			1
6	402 1019	Shim 0.2 mm		as req'd		15	402 1067	Circlip	2	2	2
6	402 1016	Shim 0.3 mm		as req'd		16	402 1081	Piston ring 62 mm / std.	2		
6	402 1017	Shim 0.5 mm		as req'd		16	402 1070	Piston ring 62.5 / 1st oversize		2	
6	402 1020	Shim 0.4 mm		as req'd		16	402 1079	Piston ring 69 mm / std.			3
6	402 1021	Shim 0.8 mm		as req'd		16	402 1075	Piston ring 69.5 mm / 1st. oversize			3
6	402 1022	Shim 0.15 mm		as req'd		16	402 1076	Piston ring 70 mm / 2nd. oversize			3
6	402 1018	Shim 1.0 mm		as req'd		16	402 1077	Piston ring 70.5 mm / 3rd. oversize			3
6	402 1023	Shim 0.2 mm		as req'd		16	402 1078	Piston ring 71 mm / 4th. oversize			3
6	402 1024	Shim 0.3 mm		as req'd		16	402 1082	Piston ring 76 mm / std.			3
6	402 1025	Shim 0.5 mm		as req'd		16	402 1083	Piston ring 76.5 mm / 1st. oversize			3
6	402 1026	Shim 1.0 mm		as req'd							
7	402 1035	Washer		1	1						
8	402 1036	Spring		1	1						
9	402 1087	Breaker cam		1	1						
10	402 1039	Lock washer	1								
10	402 1040	Lock washer		1	1						
11	402 1042	Nut	1								
11	402 1043	Nut		1	1						
12	402 1033	Needle cage	1	1	1						
13	402 1044	Piston with 2 rings, 62 mm /	1								
13	402 1045	Piston with 2 rings, 62.5 mm / 1st. oversize	1								

BOMBARDIER LTD.

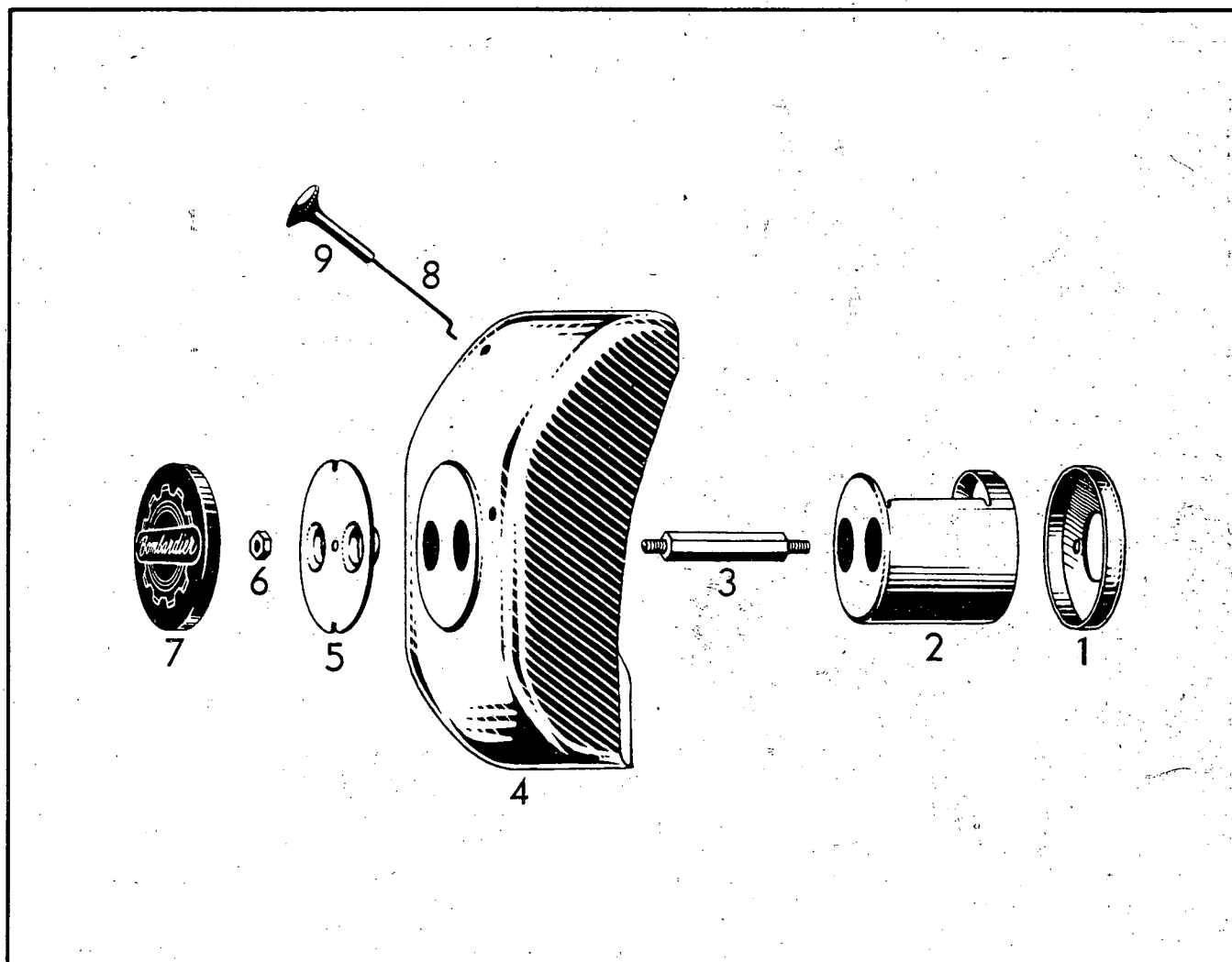
CYLINDER



ITEM No.	PART No.	DESCRIPTION	QUANTITY			ITEM No.	PART No.	DESCRIPTION	QUANTITY		
			165	250	300				165	250	300
1	402 2010	Cylinder	1			11	402 2060	Muffler complete	1		
01	402 2011	Cylinder		1		11	402 2062	Muffler complete		1	
1	402 2014	Cylinder			1	11	402 2063	Muffler complete			1
2	402 2005	Gasket cylinder flange	1			12	402 2049	Clamp	1	1	1
2	402 2006	Gasket cylinder flange		1		13	402 2054	Isolating flange	1	1	
2	402 2008	Gasket cylinder flange			1	13	402 2058	Isolating flange			1
3	402 2027	Gasket cylinder head	1			14	402 2021	Stud	2	2	
3	402 2031	Gasket cylinder head			1	14	402 2002	Stud			2
4	402 2026	Cylinder head	1			15	402 0015	Lockwasher	2	2	
4	402 2028	Cylinder head		1		15	402 0016	Lockwasher			2
4	402 2033	Cylinder head			1	16	402 2053	Nut	2	2	
5	402 2034	Washer		4		16	402 0018	Nut			2
6	402 2035	Bolt		4		17	402 0031	Washer	1	1	1
7	402 2043	Gasket muffler	1	1	1	18	402 2040	Bolt	1		
8	402 2037	Stud	2	2	2	18	402 2001	Bolt		1	1
9	402 0016	Lock washer	2	2	2	19	402 2046	Air deflector			1
10	402 0018	Nut	2	2	2						

BOMBARDIER LTD.

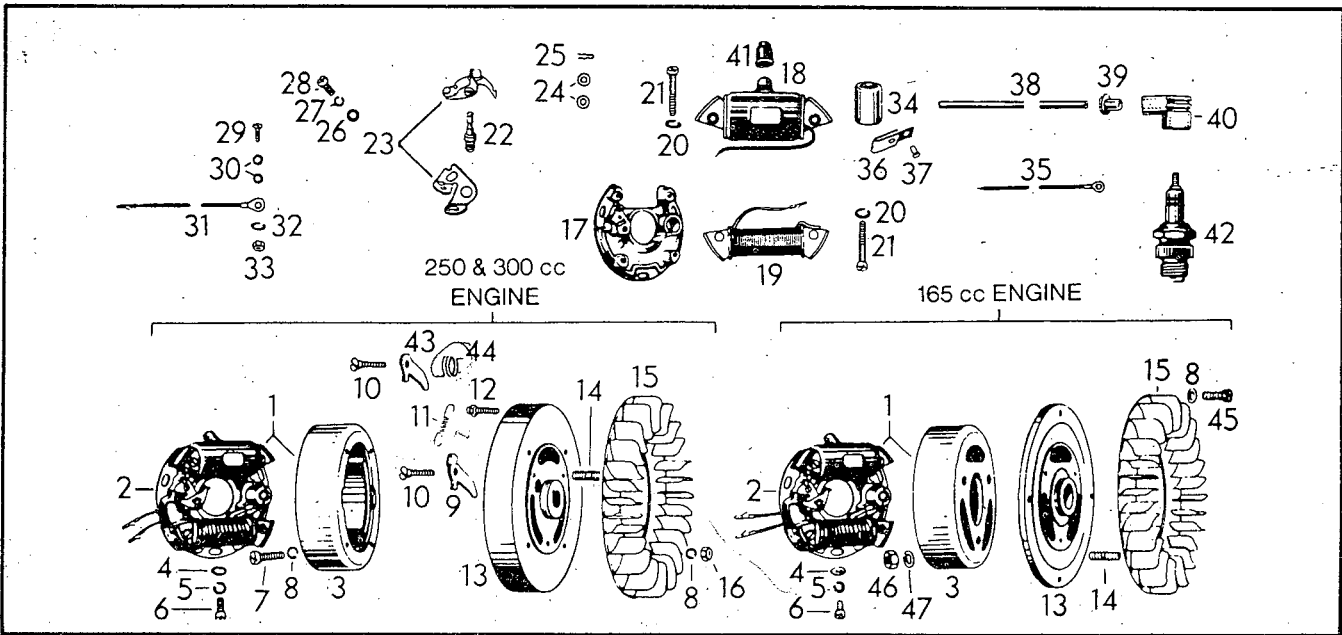
INTAKE SILENCER



ITEM No.	PART No.	DESCRIPTION	QUANTITY			ITEM No.	PART No.	DESCRIPTION	QUANTITY		
			165	250	300				165	250	300
1	402 3001	Silencer bottom	1	1		5	402 3016	Retaining disk			1
1	402 3004	Silencer bottom			1	6	386 6013	Lock nut	2	2	
2	402 3005	Silencer socket	1	1		6	386 6119	Lock nut			3
2	402 3006	Silencer socket			1	7	402 3017	Bombardier cover	1	1	
3	512 0019	Collar stud	2	2		7	402 3018	Bombardier cover			1
3	402 3019	Collar stud			3	8	402 3021	Choke rod	1	1	
4	402 3010	Intake silencer	1	1		8	402 3023	Choke rod			1
4	402 3012	Intake silencer			1	9	402 3020	Choke button	1	1	1
5	402 3013	Retaining disk	1	1							

BOMBARDIER LTD.

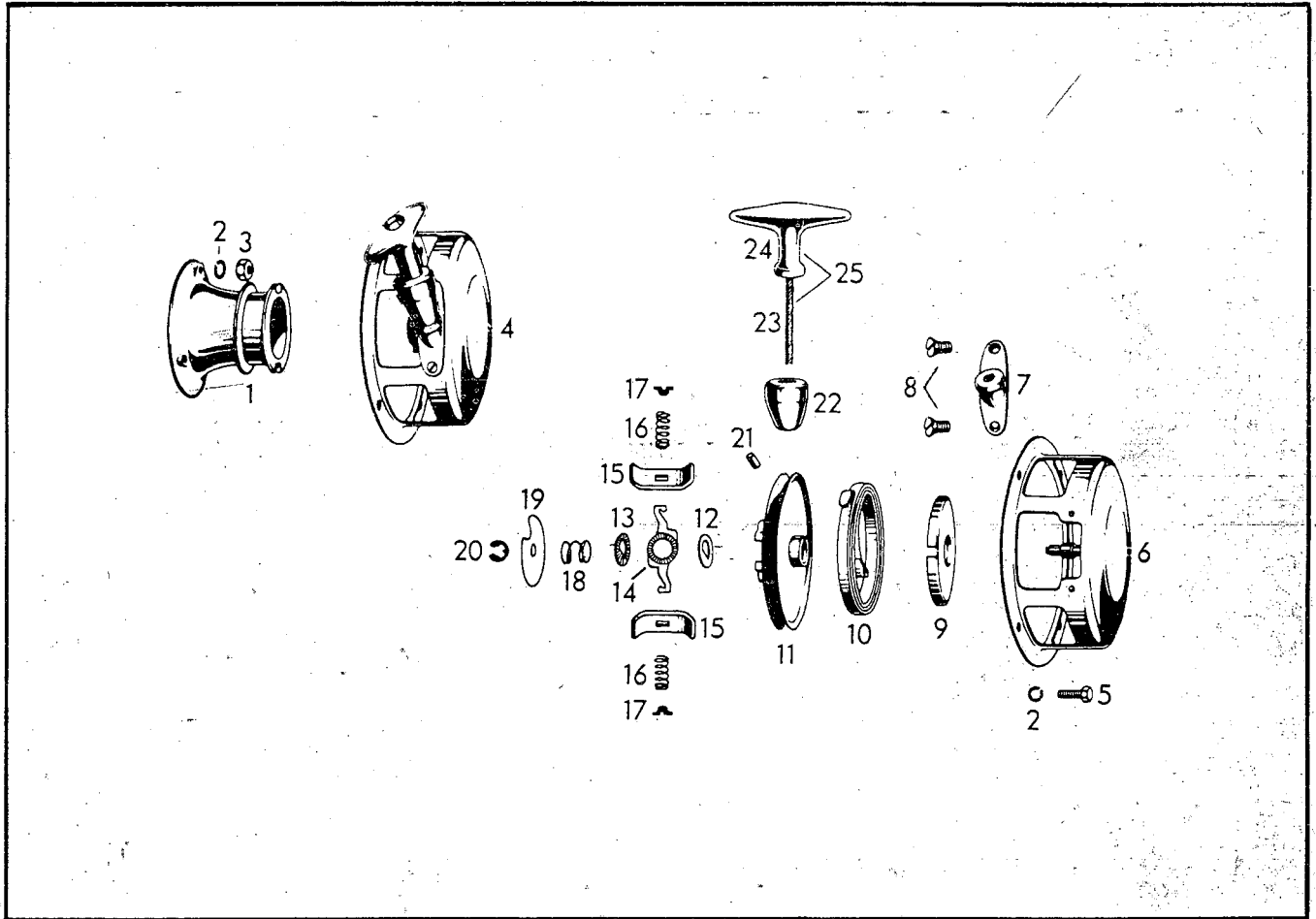
IGNITION



ITEM No.	PART No.	DESCRIPTION	QUANTITY			ITEM No.	PART No.	DESCRIPTION	QUANTITY		
			165	250	300				165	250	300
1	402 4008	Fly wheel dynamo magneto complete unit	1			20	402 4024	Lockwasher		4	4
1	402 4010	Fly wheel dynamo magneto complete unit		1	1	21	402 4046	Bolt	2		
2	402 4013	Armature plate complete	1			21	402 4047	Bolt	2		
2	402 4016	Armature plate complete	1	1		21	402 4048	Bolt		4	4
3	402 4017	Magneto ring	1			22	402 4049	Pivot pin	1	1	1
3	402 4019	Magneto ring		1	1	23	402 4050	Contact, breaker point set	1	1	1
4	402 7016	Washer	3			24	402 4051	Contact, breaker shim .1 mm		as req'd	
4	402 4022	Washer		3	3	24	402 7016	Shim .05 mm		as req'd	
5	402 7016	Lock washer	3			25	402 7016	Spring clip	1	1	1
5	402 4024	Lock washer		3	3	26	402 7016	Washer	1	1	1
6	402 4025	Bolt	3			27	402 7016	Lockwasher	1	1	1
6	402 5001	Bolt		3	3	28	402 7016	Bolt	1	1	1
7	402 4027	Bolt		3	4	29	402 7016	Bolt	1	1	1
8	402 4024	Lock washer	4			30	402 7016	Washer	2	2	2
8	402 0015	Lock washer		8	8	31	402 4062	Shorting cable	1	1	1
9	402 4092	Centrifugal weight	1			32	402 7016	Lockwasher	1	1	1
10	402 4094	Bolt		1	1	33	402 7016	Nut	1	1	1
11	402 4095	Spring centrifugal weight	1			34	402 4067	Condenser without cable	1		
12	402 4091	Bolt		1		34	402 4068	Condenser without cable		1	1
13	402 4029	Magneto housing	1			35	402 4069	Condenser cable	1		
13	402 4105	Magneto housing		1		35	402 4070	Condenser cable		1	1
13	402 4032	Magneto housing			1	36	402 4071	Lubricating wick	1	1	1
14	402 4088	Stud	3			37	402 4072	Rivet	1	1	1
14	402 4089	Stud		2	2	38	402 4073	Ignition cable	1		
15	402 4033	Fan	1			38	402 4074	Ignition cable		1	1
15	402 4034	Fan		1	1	39	402 4098	Rubber reduction sleeve	1		
16	402 2053	Nut		4	4	40	402 4076	Spark plug protector	1	1	1
17	402 4036	Armature plate only	1			41	402 4039	Protection cap.	1		
17	402 4037	Armature plate only		1	1	42	402 4078	Spark plug M-175 T. 1	1		
18	402 4038	Ignition coil	1			42	402 4077	Spark plug M-225 T. 1		1	
18	402 4040	Ignition coil		1	1	42	402 4079	Spark plug M-240 T. 1			1
19	402 4083	Lighting coil with cable	1			43	402 4093	Centrifugal weight			1
19	402 4084	Lighting coil with cable		1	1	44	402 4096	Spring centrifugal weight			1
20	402 7016	Lockwasher	4			45	402 0039	Bolt	4		
						46	402 2053	Nut	3		
						47	402 0015	Lockwasher	3		

BOMBARDIER LTD.

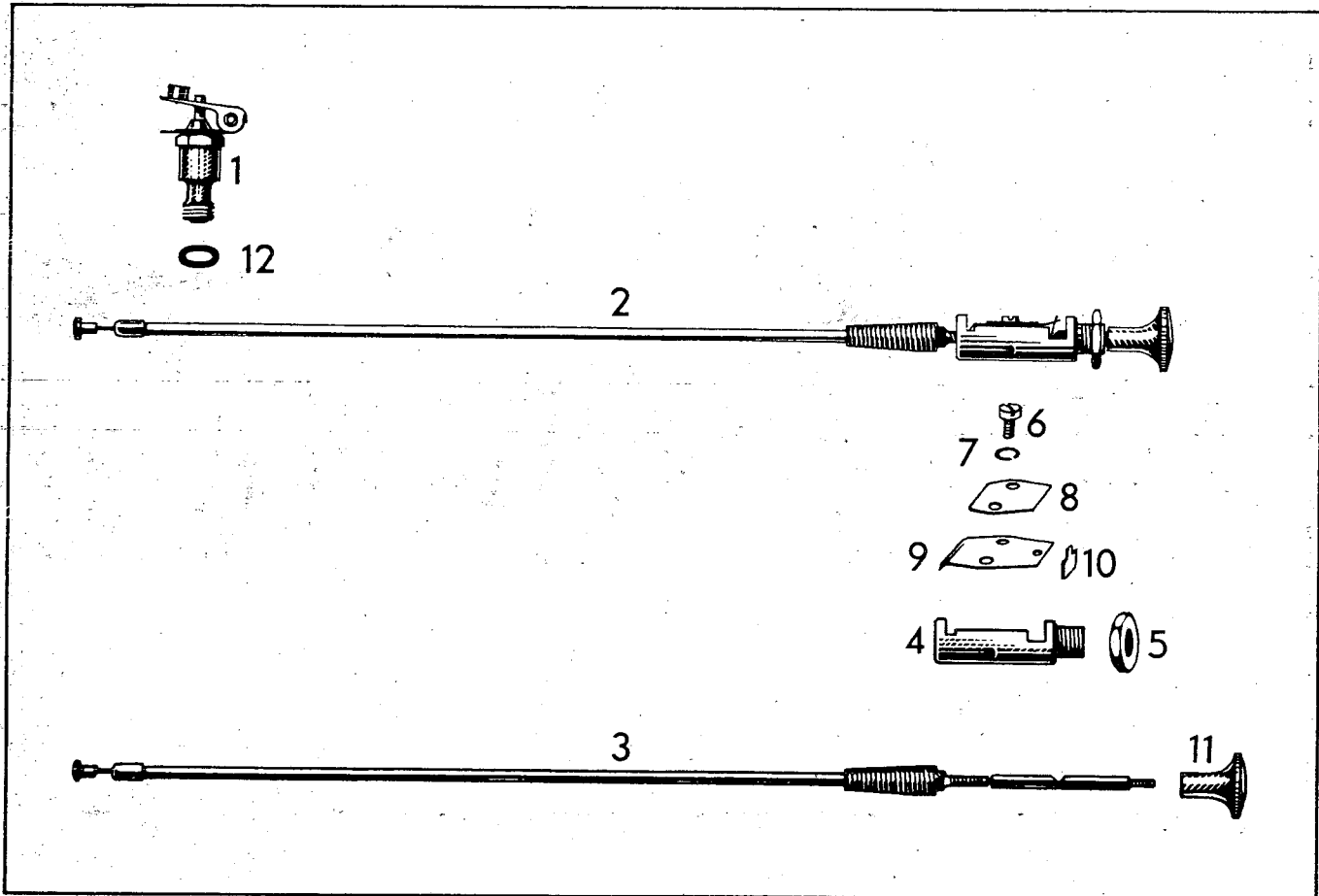
REWIND STARTER



ITEM No.	PART No.	DESCRIPTION	QUANTITY			ITEM No.	PART No.	DESCRIPTION	QUANTITY		
			165	250	300				165	250	300
1	402 5002	Starting pulley	1			13	402 5027	Friction washer	1	1	1
1	402 5003	Starting pulley		1	1	14	402 5028	Pivot arm	1	1	1
2	402 0015	Lockwasher	7	7	7	15	402 5029	Pawl	2	2	2
3	402 2053	Nut	3	3	3	16	402 5030	Pawl spring	2	2	2
4	402 5005	Re-wind starter complete	1	1	1	17	402 5031	Pawl spring stop	2	2	2
5	402 5011	Bolt	4	4	4	18	402 5032	Friction spring	1	1	1
6	402 5035	Starter housing	1	1	1	19	402 5033	Washer	1	1	1
7	402 5036	Starter stop	1	1	1	20	402 5034	Circlip	1	1	1
8	402 5037	Countersunk screw	2	2	2	21	402 5016	Starter rope bolt	1	1	1
9	402 5038	Spring guide	1	1	1	22	402 5039	Rubber buffer	1	1	1
10	402 5022	Re-wind spring	1	1	1	23	402 5018	Starter rope	1	1	1
11	402 5014	Rope sheave complete	1	1	1	24	402 5019	Starter grip	1	1	1
12	402 5026	"D" washer	1	1	1	25	402 5017	Rope with grip ass'y	1	1	1

BOMBARDIER LTD.

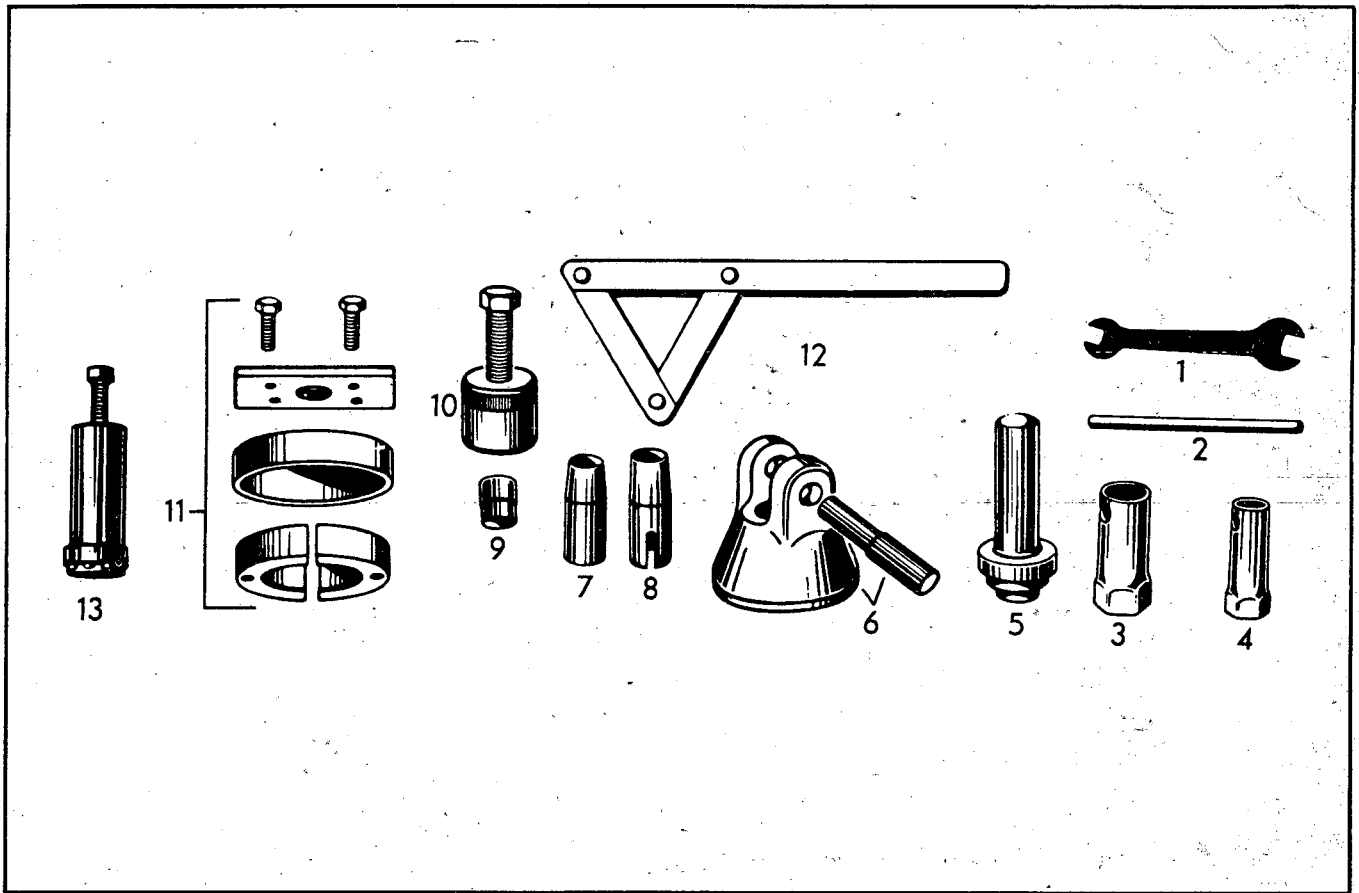
DECOMPRESSOR



ITEM No.	PART No.	DESCRIPTION	QUANTITY			ITEM No.	PART No.	DESCRIPTION	QUANTITY		
			165	250	300				165	250	300
1	402 6004	Decompressor valve			1	7	402 7016	Bolt washer			2
2	402 6003	Decompressor switch with cable			1	8	402 6010	Reinforcement spring			1
3	402 6006	Switch bolt with cable			1	9	402 6008	Switch spring			1
4	402 6005	Switch housing			1	10	402 6009	Lock spring			1
5	402 6012	Nut			1	11	402 6007	Switch button			1
6	402 6011	Bolt			2	12	402 6015	Sealing ring			1

BOMBARDIER LTD.

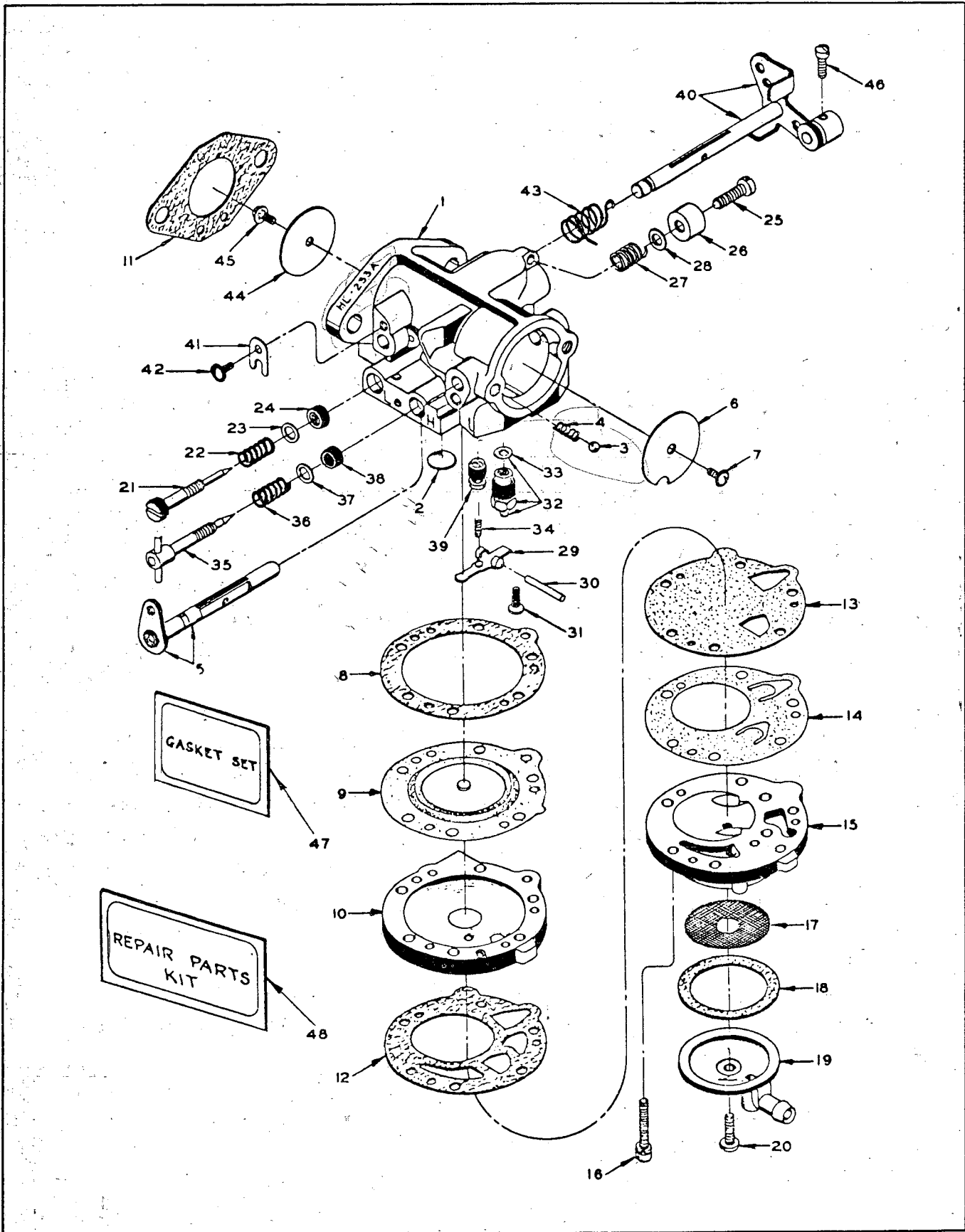
REPAIR TOOLS



ITEM No.	PART No.	DESCRIPTION	QUANTITY			ITEM No.	PART No.	DESCRIPTION	QUANTITY		
			165	250	300				165	250	300
1-2-3-4	402 8025	Tool kit	1	1	1	7	402 8011	Sleeve for oil seal, P.T.O. side		1	1
1	402 8023	Fork wrench 10/13mm	1	1	1	8	402 8010	Sleeve for oil seal, magneto side		1	1
2	402 8039	Pin 8 x 130mm	1	1	1	9	402 8006	Protection cap 12mm	1		
3	402 8022	Socket wrench, spark plug	1	1	1	9	402 8005	Protection cap 18mm		1	1
4	402 8024	Socket wrench 13mm	1	1	1	10	402 8004	Puller for flywheel	1	1	1
5	402 8028	Stamp to mount oil seal			1	11	402 8001	Puller for bearing (402 1005)		1	1
6	402 8014	Holder with bolt, connecting rod	1			12	402 8008	Wrench to hold fan	1	1	1
6	402 8013	Holder with bolt, connecting rod		1	1	13	402 8003	Puller for bearing (402 1004)	1		
7	402 8009	Sleeve for oil seal	1						1		

BOMBARDIER LTD.

CARBURETOR FOR 165 C.C. AND 250 C.C.



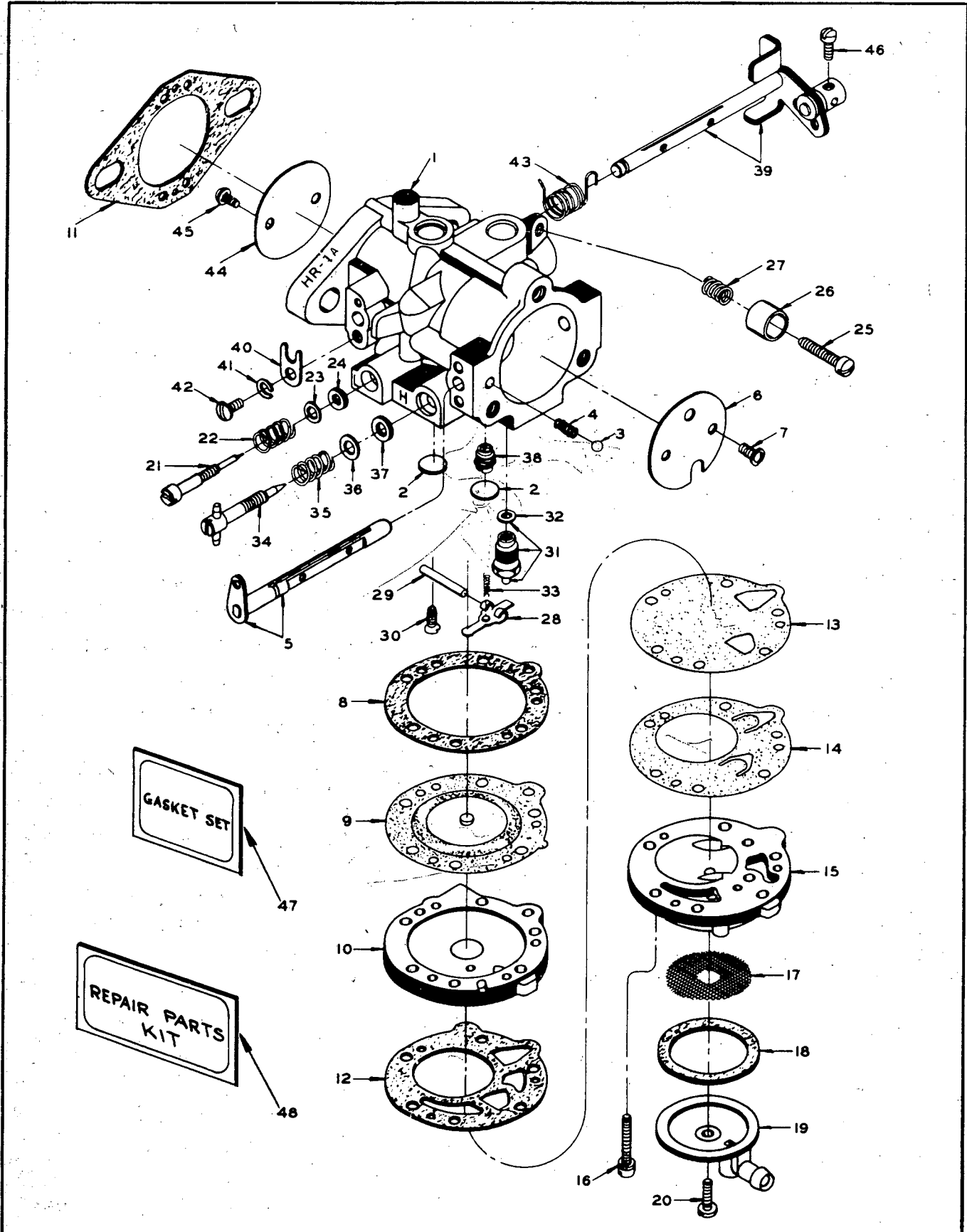
BOMBARDIER LTD.

CARBURETOR FOR 165 C.C. AND 250 C.C.

ITEM No.	PART No.	DESCRIPTION	ITEM No.	PART No.	DESCRIPTION
1	404 0006	Body	25	404 0065	*Idle speed screw
2	404 0010	*Body channel welch plug	26	404 0158	Idle speed screw cup
3	404 0013	Choke friction ball	27	404 0067	*Idle speed screw spring,
4	404 0014	Choke friction spring	28	404 0146	Idle speed screw washer
5	404 0019	Choke shaft and lever	29	404 0069	*Inlet control lever
6	404 0024	Choke shutter	30	404 0072	*Inlet control lever fulcrum pin
7	404 0028	Choke shutter screw and lockwasher	31	404 0073	*Inlet control lever fulc. pin ret. screw
8	404 0030	Diaphragm gasket	32	404 0075	*Inlet needle, seat and gasket
9	404 0032	*Diaphragm.	33	404 0079	Inlet seat gasket
10	404 0035	Diaphragm cover	34	404 0081	*Inlet tension spring
11	404 0038	Flange gasket	35	404 0060	*High speed mixture screw
12	404 0041	Fuel pump gasket	36	404 0056	*High speed mixture screw spring
13	404 0043	*Fuel pump diaphragm (pulse)	37	404 0057	High speed mixture screw washer
14	404 0044	*Fuel pump diaphragm (valve)	38	404 0059	High speed mixture screw packing
15	404 0046	Fuel pump body	39	404 0086	Nozzle check valve
16	404 0047	Fuel pump body and lockwasher	40	404 0099	Throttle shaft and lever
17	404 0049	*Fuel strainer screen	41	404 0103	Throttle shaft clip
18	404 0050	Fuel strainer cover gasket	42	404 0027	Throttle shaft clip ret. screw
19	404 0051	Fuel strainer cover	43	404 0109	*Throttle shaft return spring
20	404 0052	*Fuel strainer cover ret. screw	44	404 0114	Throttle shutter
21	404 0053	*Idle mixture screw	45	404 0028	*Throttle shutter screw and lockwasher
22	404 0055	*Idle mixture screw spring	46	404 0134	*Throttle wire ret. screw
23	404 0057	Idle mixture screw washer	47	404 0119	*Gasket and packing set
24	404 0059	Idle mixture screw packing	48	404 0127	Repair parts kit
					*Indicates contents of repair parts kit

BOMBARDIER LTD.

CARBURETOR FOR 300 CC.



BOMBARDIER LTD.

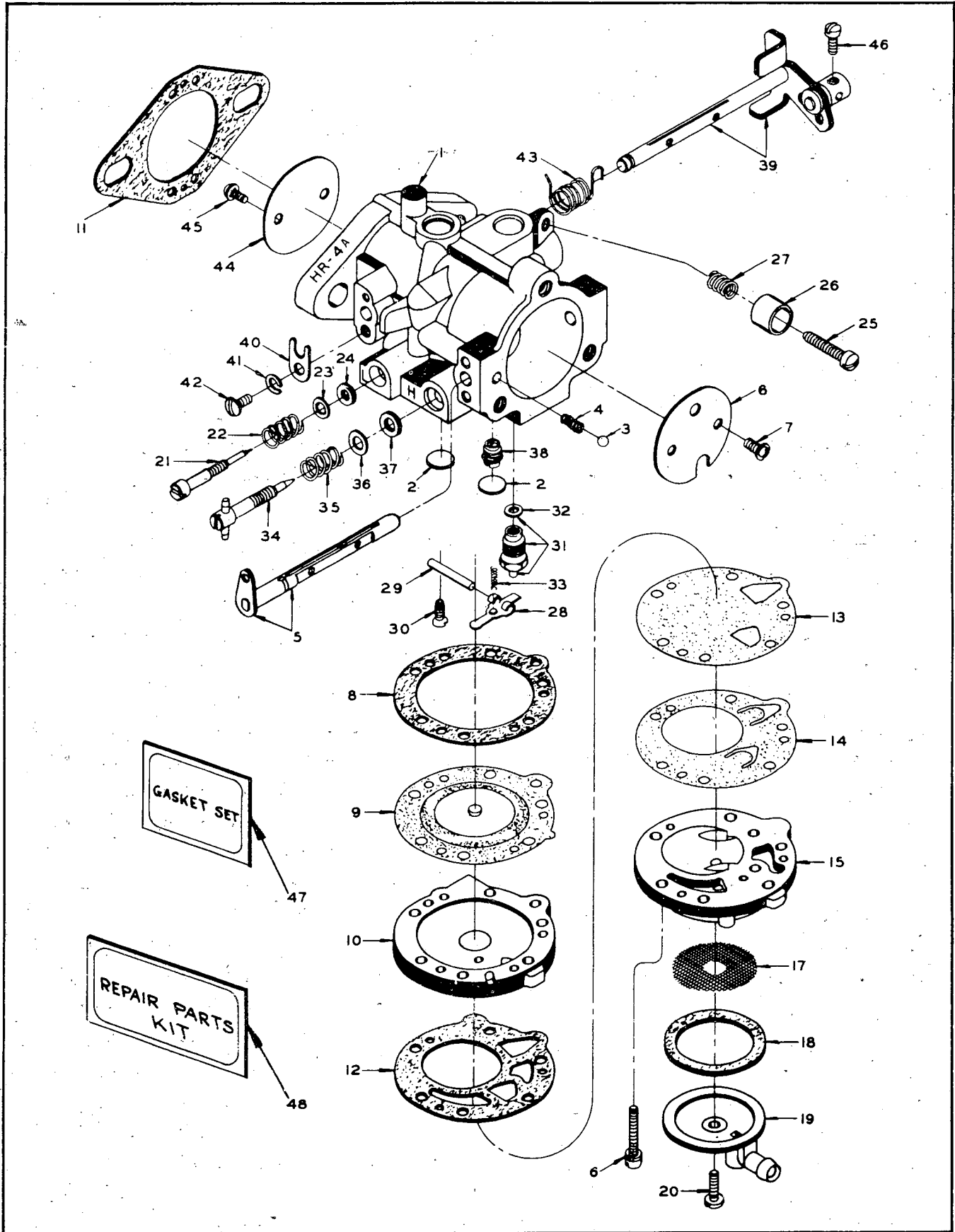
CARBURETOR FOR 300 CC.

ITEM No.	PART No.	DESCRIPTION	ITEM No.	PART No.	DESCRIPTION
1	404 0007	Body	25	404 0066	*Idle speed screw
2	404 0010	*Body channel welch plug	26	404 0158	Idle speed screw cup
3	404 0013	Choke friction ball	27	404 0067	*Idle speed screw spring
4	404 0014	Choke friction spring	28	404 0069	*Inlet control lever
5	404 0020	Choke shaft and lever	29	404 0072	*Inlet control lever fulcrum pin
6	404 0026	Choke shutter	30	404 0073	*Inlet control lever fulc. pin ret. screw
7	404 0028	Choke shutter screw and lockwasher	31	402 0075	*Inlet needle seat and gasket
8	404 0030	Diaphragm gasket	32	404 0079	Inlet seat gasket
9	404 0032	*Diaphragm	33	404 0082	*Inlet tension spring
10	404 0036	Diaphragm cover	34	404 0062	*High speed mixture screw
11	404 0039	Flange gasket	35	404 0068	*High speed mixture screw spring
12	404 0041	Fuel pump gasket	36	404 0058	High speed mixture screw washer
13	404 0043	*Fuel pump diaphragm (pulse)	37	404 0063	High speed mixture screw packing
14	404 0044	*Fuel pump diaphragm (valve)	38	404 0088	*Nozzle check valve
15	404 0046	Fuel pump body	39	404 0100	Throttle shaft and lever
16	404 0047	Fuel pump body screw and lockwasher	40	404 0102	Throttle shaft clip
17	404 0049	*Fuel strainer screen	41	404 0105	Throttle shaft clip lockwasher
18	404 0050	Fuel strainer cover gasket	42	404 0106	Throttle shaft clip ret. screw
19	404 0051	Fuel strainer cover	43	404 0111	*Throttle shaft return spring
20	404 0052	*Fuel strainer cover ret. screw	44	404 0117	Throttle shutter
21	404 0061	*Idle mixture screw	45	404 0028	*Throttle shutter screw and lockwasher
22	404 0056	*Idle mixture screw spring	46	404 0134	*Throttle wire ret. screw
23	404 0057	Idle mixture screw washer	47	404 0121	*Gasket and packing set
24	404 0059	Idle mixture screw packing	48	404 0130	Repair parts kit

*Indicates contents of repairs parts kit

BOMBARDIER LTD.

CARBURETOR FOR 250 CC. A.S. ENGINE 1966



BOMBARDIER LTD.

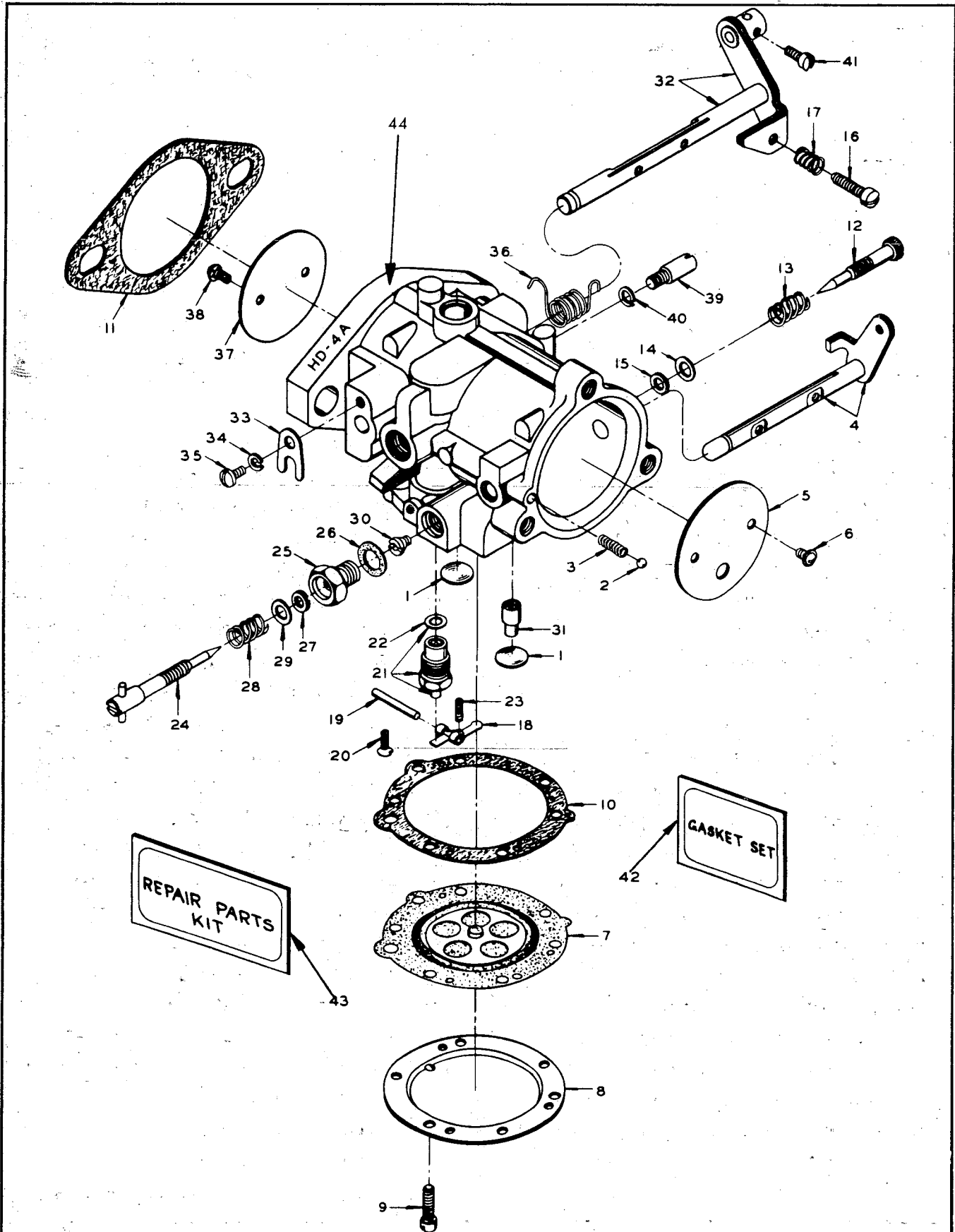
CARBURETOR FOR 250 CC. A.S. ENGINE 1966

ITEM No.	PART No.	DESCRIPTION	ITEM No.	PART No.	DESCRIPTION
1	404 0008	Body	25	404 0066	*Idle speed screw
2	404 0010	*Body channel welch plug	26	404 0158	Idle speed screw cup
3	404 0013	Choke friction ball	27	404 0067	*Idle speed screw spring
4	404 0014	Choke friction spring	28	404 0069	*Inlet control lever
5	404 0020	Choke shaft and lever	29	404 0072	*Inlet control lever fulcrum pin
6	404 0026	Choke shutter	30	404 0073	*Inlet control lever fulc. pin ret. screw
7	404 0028	Choke shutter screw and lockwasher	31	404 0075	*Inlet needle seat and gasket
8	404 0030	Diaphragm gasket	32	404 0079	Inlet seat gasket
9	404 0032	*Diaphragm	33	404 0082	*Inlet tension spring
10	404 0036	Diaphragm cover	34	404 0062	*High speed mixture screw
11	404 0039	Flange gasket	35	404 0068	*High speed mixture screw spring
12	404 0041	Fuel pump gasket	36	404 0058	High speed mixture screw washer
13	404 0043	*Fuel pump diaphragm (pulse)	37	404 0063	High speed mixture screw packing
14	404 0044	*Fuel pump diaphragm (valve)	38	404 0088	*Nozzle check valve
15	404 0046	Fuel pump body	39	404 0100	Throttle shaft and lever
16	402 0047	Fuel pump body screw and lockwasher	40	404 0102	Thottle shaft clip
17	404 0049	*Fuel strainer screen	41	404 0105	Throttle shaft clip lockwasher
18	404 0050	Fuel strainer cover gasket	42	404 0106	Throttle shaft clip ret. screw
19	404 0051	Fuel strainer cover	43	404 0111	*Throttle shaft return spring
20	404 0052	*Fuel strainer cover ret. screw	44	404 0117	Throttle shutter
21	404 0061	*Idle mixture screw	45	404 0028	*Throttle shutter screw and lockwasher
22	404 0056	*Idle mixture screw spring	46	404 0134	*Throttle wire ret. screw
23	404 0057	Idle mixture screw washer	47	404 0121	*Gasket and packing set
24	404 0059	Idle mixture screw packing	48	404 0130	Repair parts kit

*Indicates contents of repair parts kit

BOMBARDIER LTD.

CARBURETOR FOR 370 CC.



BOMBARDIER LTD.

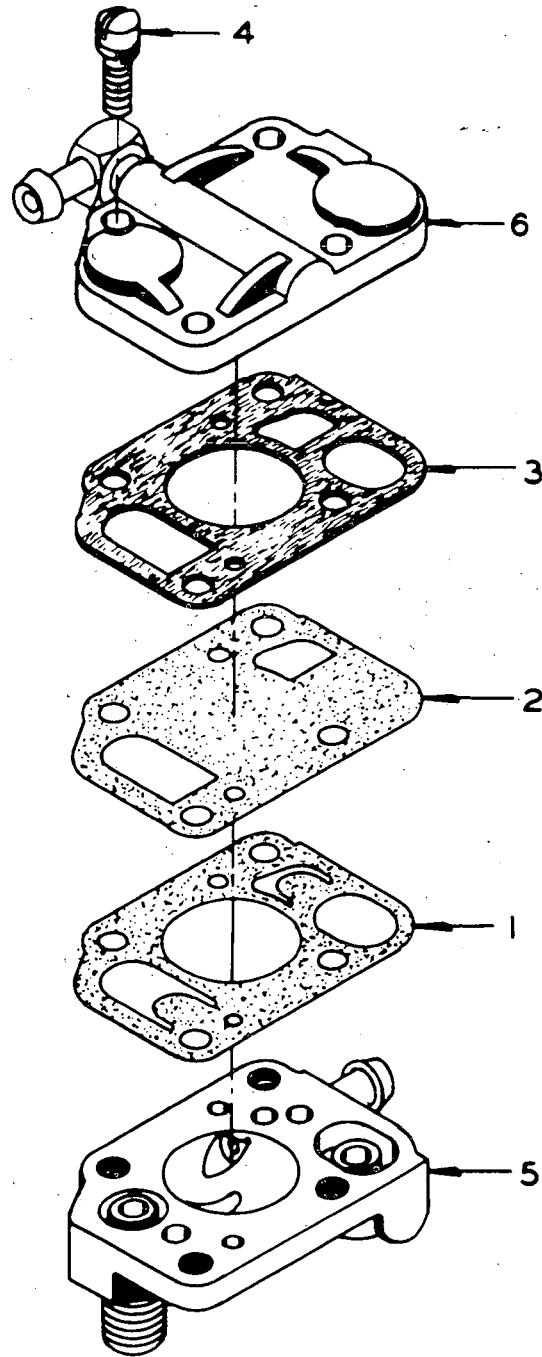
CARBURETOR FOR 370 CC.

ITEM No.	PART No.	DESCRIPTION	ITEM No.	PART No.	DESCRIPTION
1	404 0011	*Body channel welch plug	23	404 0081	*Inlet tension spring
2	404 0013	Choke friction ball	24	404 0055	*High speed mixture screw
3	404 0014	Choke friction spring	25	404 0147	High speed mixture screw gland
4	404 0021	Choke shaft and lever	26	404 0144	High speed mixture screw gland gasket
5	404 0025	Choke shutter	27	404 0063	High speed mixture screw packing
6	404 0028	Choke shutter screw	28	404 0068	*High speed mixture screw spring
7	404 0033	*Diaphragm	29	404 0058	High speed mixture screw washer
8	404 0037	Diaphragm cover	30	404 0141	*Main fuel jet (.120")
9	404 0048	Diaphragm cover ret. screw	31	404 0089	Nozzle check valve
10	404 0031	Diaphragm gasket	32	404 0101	Throttle shaft and lever
11	404 0040	Flange gasket	33	404 0104	Throttle shaft clip
12	404 0054	*Idle mixture screw	34	404 0105	Throttle shaft clip lockwasher
13	404 0068	*Idle mixture screw spring	35	404 0106	Throttle shaft clip ret. screw
14	404 0058	Idle mixture screw washer	36	404 0110	*Throttle shaft return spring
15	404 0063	Idle mixture screw packing	37	404 0116	Throttle shutter
16	404 0065	*Idle speed screw	38	404 0028	*Throttle shutter screw
17	404 0067	*Idle speed screw spring	39	404 0148	Throttle stop pin
18	404 0069	*Inlet control lever	40	404 0149	Throttle stop pin lockwasher
19	404 0072	*Inlet control lever pin	41	404 0135	*Throttle wire connection screw
20	404 0073	*Inlet control lever pin ret. screw	42	404 0122	*Gasket and packing set
21	404 0077	*Inlet needle, seat and gasket	43	404 0131	Repair parts kit
22	404 0080	Inlet seat gasket			

*Indicates contents of repair parts kit

BOMBARDIER LTD.

FUEL PUMP FOR 370 CC.

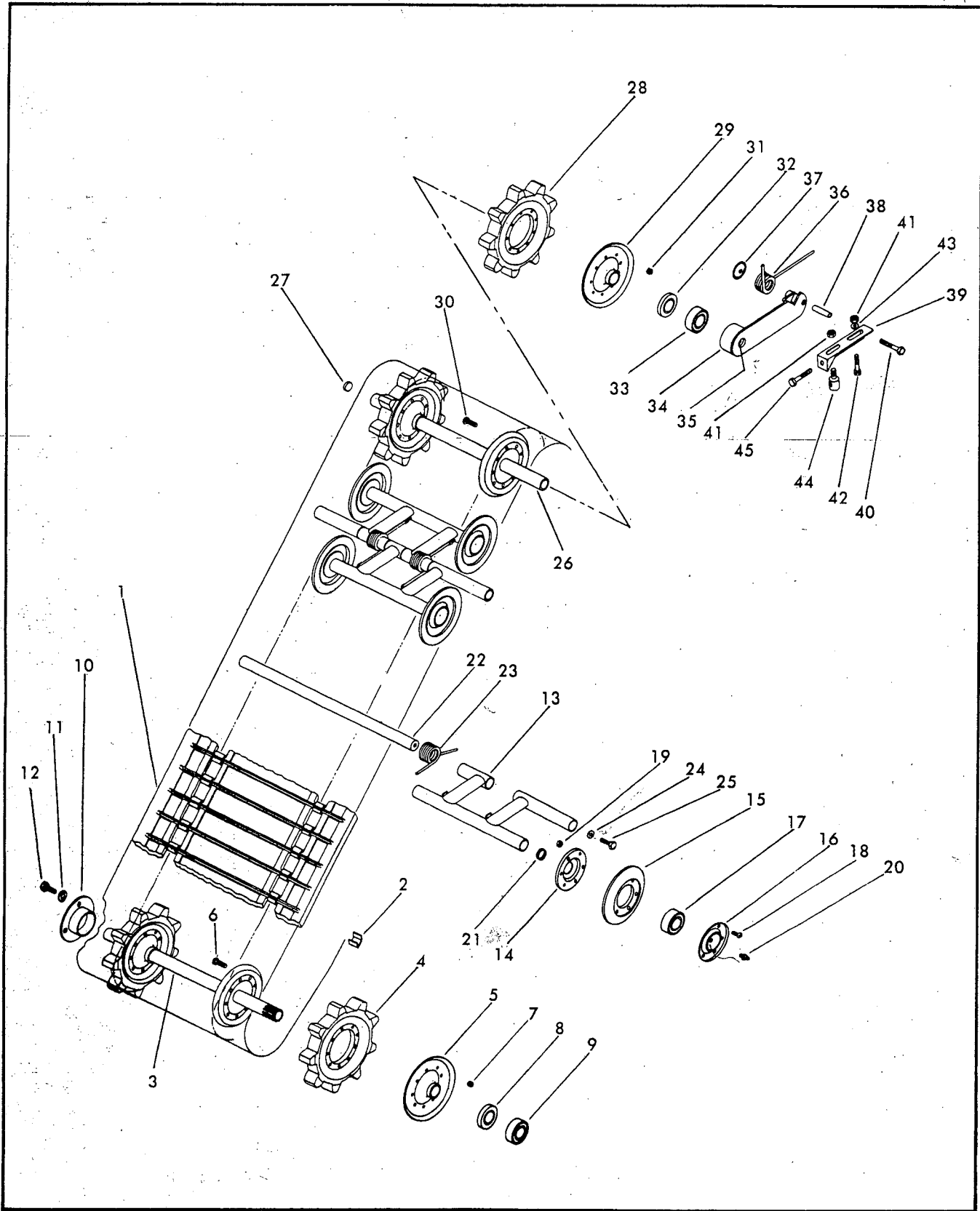


ITEM No.	PART No.	DESCRIPTION	ITEM No.	PART No.	DESCRIPTION
1	404 0150	Diaphragm (valve)	4	404 0153	Screw
2	404 0151	Diaphragm (pulse)	5	404 0154	Pump body
3	404 0152	Gasket	6	404 0155	Pump cover

BOMBARDIER LTD.

- NOTES -

SUSPENSION



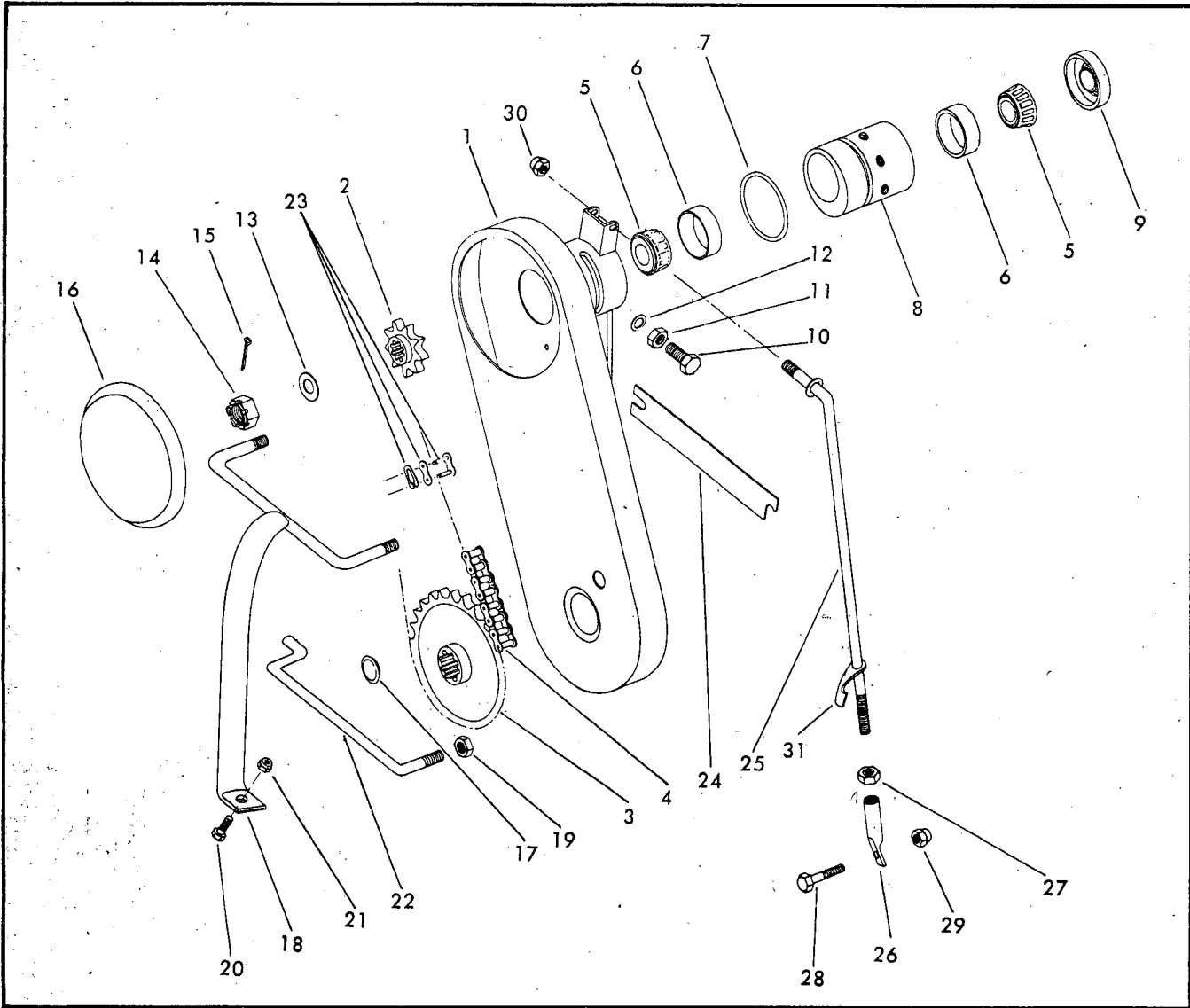
BOMBARDIER LTD.

SUSPENSION

ITEM No.	PART No.	DESCRIPTION	QUANTITY			ITEM No.	PART No.	DESCRIPTION	QUANTITY		
			C.	O.	S.O.				C.	O.	S.O.
		TRACK				23	502 0010	Spring	6	6	6
1	570 0002	Track ass'y	1	1	1	24	399 8001	Tooth lock washer	6	6	6
2	570 0003	Track insert	116	116	116	25	300 8043	Bolt	6	6	6
	529 0003	Insert block tool	—	—	—			SUSPENSION			
		DRIVE				26	503 0002	Rear hub	1	1	1
3	501-0004	Drive axle <i>501-0040</i>	1	1	1	27	502 0012	Rear hub cap	2	2	2
4	570 0101	Drive sprocket	2	2		28	570 0101	Sprocket	2	2	
4	414 0001	Drive sprocket			2	28	414 0001	Sprocket			2
5	501 0005	Drive sprocket flange	2	2	2	29	501 0005	Flange	2	2	2
6	320 1062	Bolt	18	18	18	30	320 1062	Bolt	18	18	18
7	386 6013	Nut	18	18	18	31	386 6013	Nut	18	18	18
8	581 1017	Bearing seal	2	2	2	32	570 0301	Bearing seal	2	2	2
9	405 4002	Bearing	2	2	2	33	405 4002	Bearing	2	2	2
10	501 0007	End bearing housing	1	1	1	34	503 0021	R.H. adjuster link plate	1	1	1
11	392 0019	Lock washer	3	3	3		503 0019	L.H. adjuster link plate	1	1	1
12	300 0000	Bolt	3	3	3	35	408 2001	Fitting	2	2	2
		WHEEL				36	503 0025	R.H. link plate spring	1	1	1
13	502 0002	Wheel support	6	6	6		503 0023	L.H. link plate spring	1	1	1
14	502 0005	Wheel inner flange	12	12	12	37	503 0016	Retainer washer	2	2	2
15	570 0203	Wheel tire	12	12	12	38	503 0015	Adjuster sleeve	2	2	2
16	502 0006	Wheel outer flange	12	12	12	39	503 0008	R.H. adjuster bracket	1	1	1
17	405 4002	Wheel bearing	12	12	12		503 0012	L.H. adjuster bracket	1	1	1
18	320 1062	Bolt	72	72	72	40	300 0047	Bolt	2	2	1
19	386 6013	Nut	72	72	72		309 8005	Bolt (kick-stand)			1
20	408 2001	Fitting	12	12	12	41	386 6022	Nut	6	6	6
21	502 0011	Wheel support cap	12	12	12	42	300 0041	Bolt	2	2	2
22	502 0008	Cross shaft	3	3	3	43	391 0023	Washer	2	2	2
						44	503 0027	Adjusting eye-bolt	2	2	2
						45	309 8004	Adjusting screw	2	2	2

BOMBARDIER LTD.

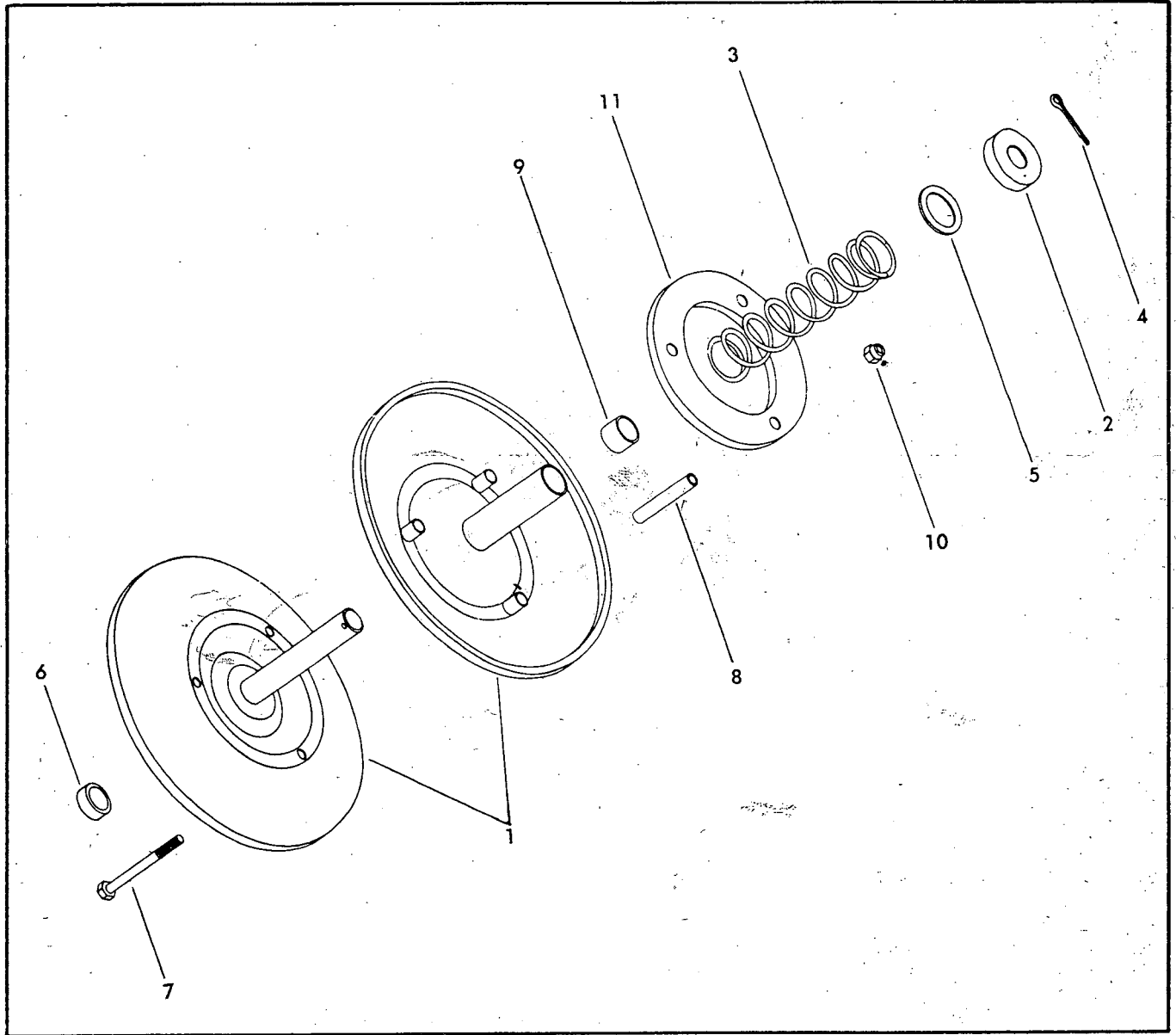
CHAIN CASE



ITEM No.	PART No.	DESCRIPTION	QUANTITY			ITEM No.	PART No.	DESCRIPTION	QUANTITY		
			C.	O.	S.O.				C.	O.	S.O.
1	504 0003	Chain case	1	1	1	16	570 0403	Chain case insp. cover	1	1	1
2	504 0007	Drive sprocket 9 teeth	1	1		17	570 0406	Chain case plug	1	1	1
2	504 0008	Drive sprocket 10 teeth			1	18	504 0018	Footrest and "U" clamp ass'y	1	1	1
3	504 0012	Drive sprocket 26 teeth	1	1		19	386 6022	Nut	3	3	3
3	504 0013	Drive sprocket 25 teeth				20	300 0000	Bolt	1	1	1
4	412 1003	Drive chain	1	1	1	21	386 6019	Nut	1	1	1
5	405 0001	Tensioner bearing cone	2	2	2	22	504 0019	"U" clamp	1	1	1
6	405 0002	Tensioner bearing cup	2	2	2	23	412 6001	Connector link	—	—	—
7	406 0001	Tensioner "O" ring	1	1	1	24	504 0020	Shim chain case	—	—	—
8	504 0005	Chain tensioner	1	1	1	25	507 0012	Hinge rod and support	1	1	1
9	406 3001	Oil seal	1	1	1	26	507 0013	Adjuster tube	1	1	1
10	300 4084	Bolt	1	1	1	27	380 6022	Nut	1	1	1
11	380 9024	Nut	1	1	1	28	300 0001	Bolt	1	1	1
12	391 0025	Flat washer	1	1	1	29	386 6019	Nut	1	1	1
13	504 0015	Shaft washer	1	1	1	30	386 6022	Nut	1	1	1
14	381 2028	Shaft nut	1	1	1	31	517 0075	Pulley guard rod bracket	1	1	1
15	371 0011	Cotter pin	1	1	1						

BOMBARDIER LTD.

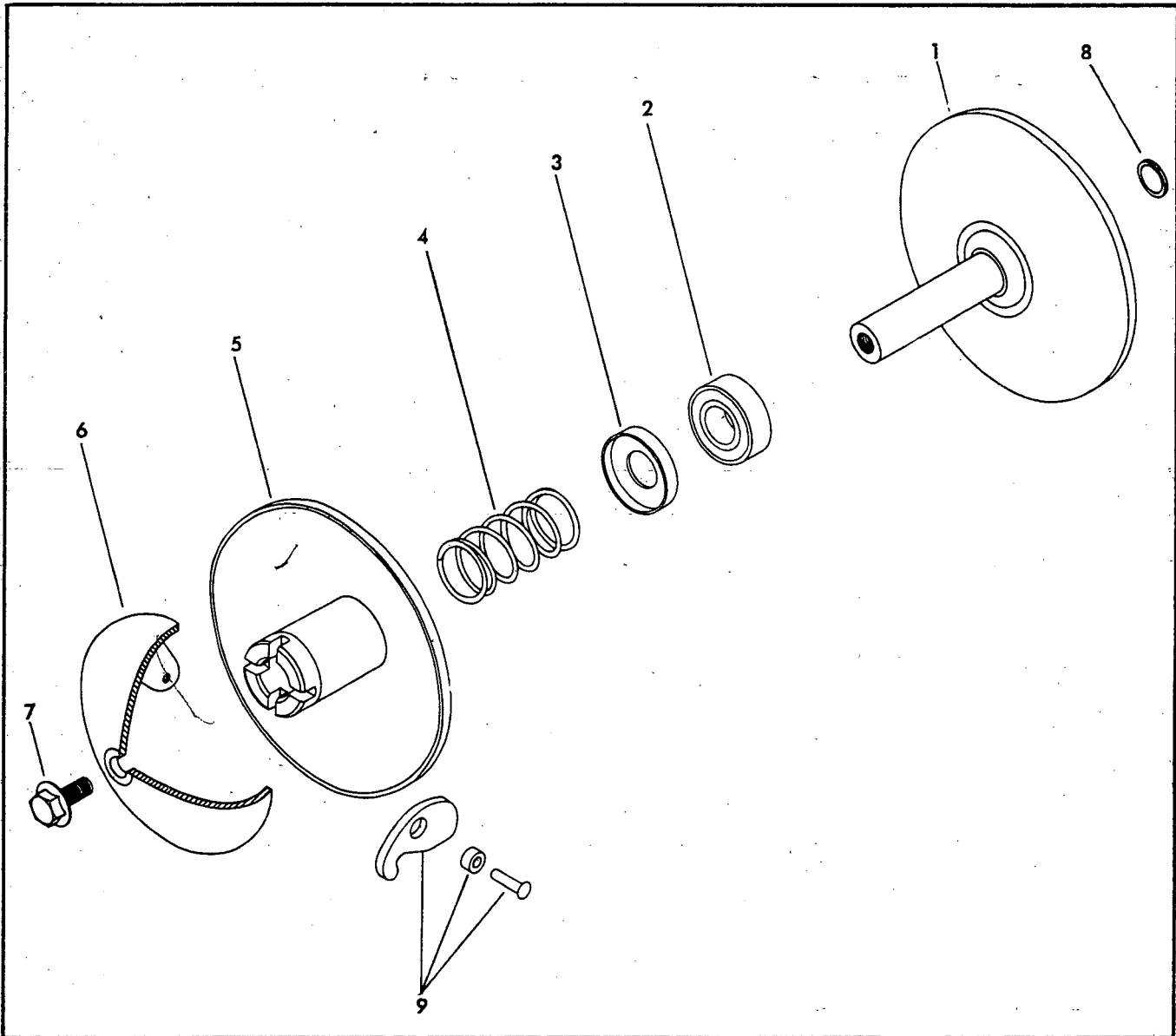
DRIVEN PULLEY



ITEM No.	PART No.	DESCRIPTION	QUANTITY			ITEM No.	PART No.	DESCRIPTION	QUANTITY		
			C.	O.	S.O.				C.	O.	S.O.
1	581 1009	Driven pulley ass'y	1	1	1	7	504 1012	Pin	6		
2	504 1022	Spring seat	1	1	1	7	300 0024	Bolt		3	3
3	504 1003	Pressure spring	1	1		8	504 1013	Sleeve		3	3
3	504 1006	Pressure spring			1	9	405 6001	"D" Bushing		2	2
4	371 1061	Cotter pin	1	1	1	10	386 6019	Nut		3	3
5	504 1007	Pressure spring spacer			as req'd	11	504 1014	Ring		1	1
6	504 1011	Spacer sleeve	1	1	1						

BOMBARDIER LTD.

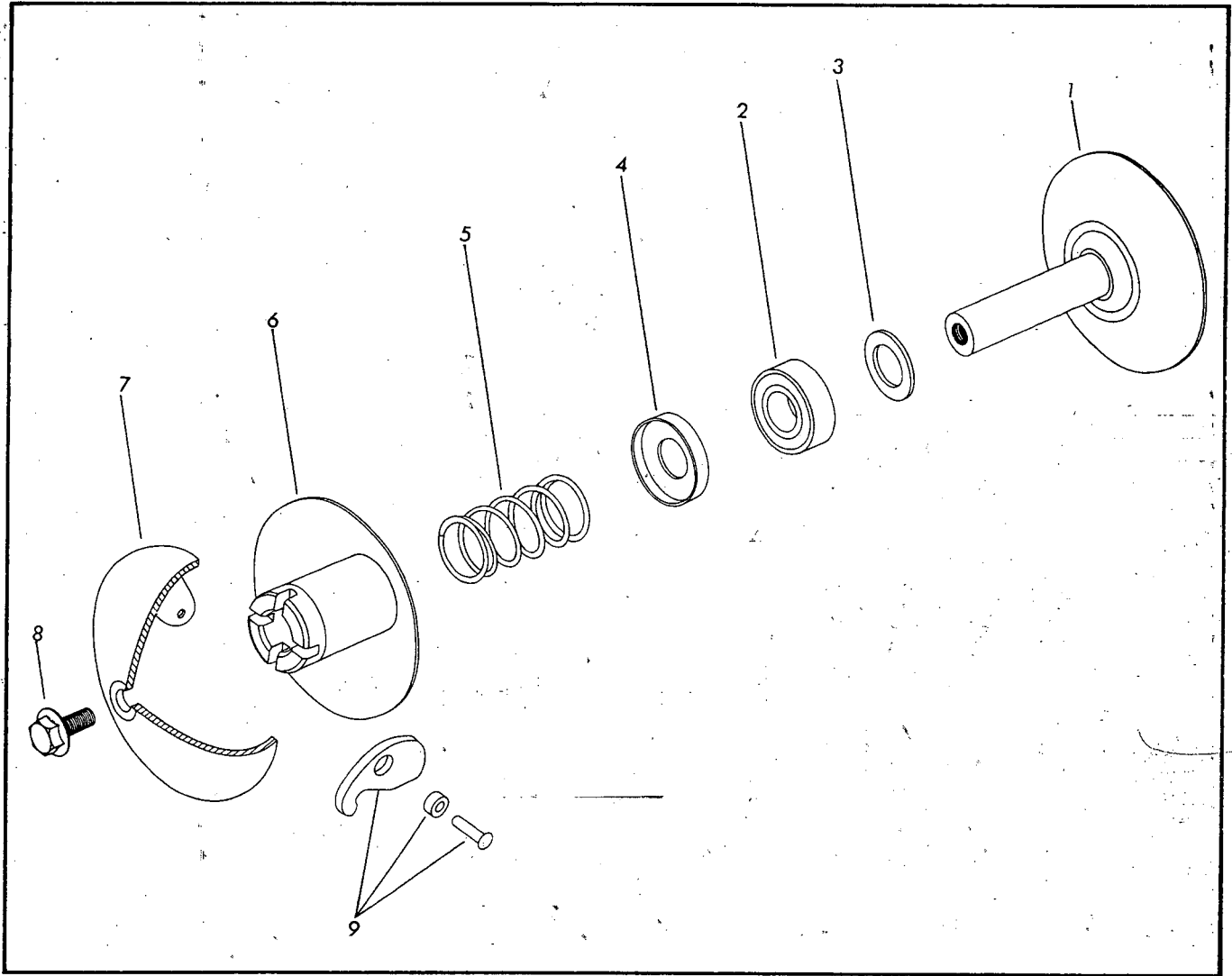
DRIVE PULLEY



ITEM No.	PART No.	DESCRIPTION	QUANTITY				ITEM No.	PART No.	DESCRIPTION	QUANTITY			
			o	so	rd	brd				o	so	rd	brd
1	504 2008	Drive pulley inner half	1	1	1	1	8	504 1009	Aligning shim .024	as required			
2	405 4005	Bearing	1	1	1	1	8	504 1010	Aligning shim .048	as required			
3	504 2013	Spring seat	1	1	1	1	9	504 2024	Pressure lever, spacer and rivet	as required			
4	414 0013	Release spring	1	1	1	1	581 1008	Drive pulley ass'y complete	-----				
5	504 2017	Drive pulley outer half	1	1	1	1							
6	504 2022	Centrifugal governor	1	1	1	1							
7	309 8010	Bolt	1	1	1	1							

BOMBARDIER LTD.

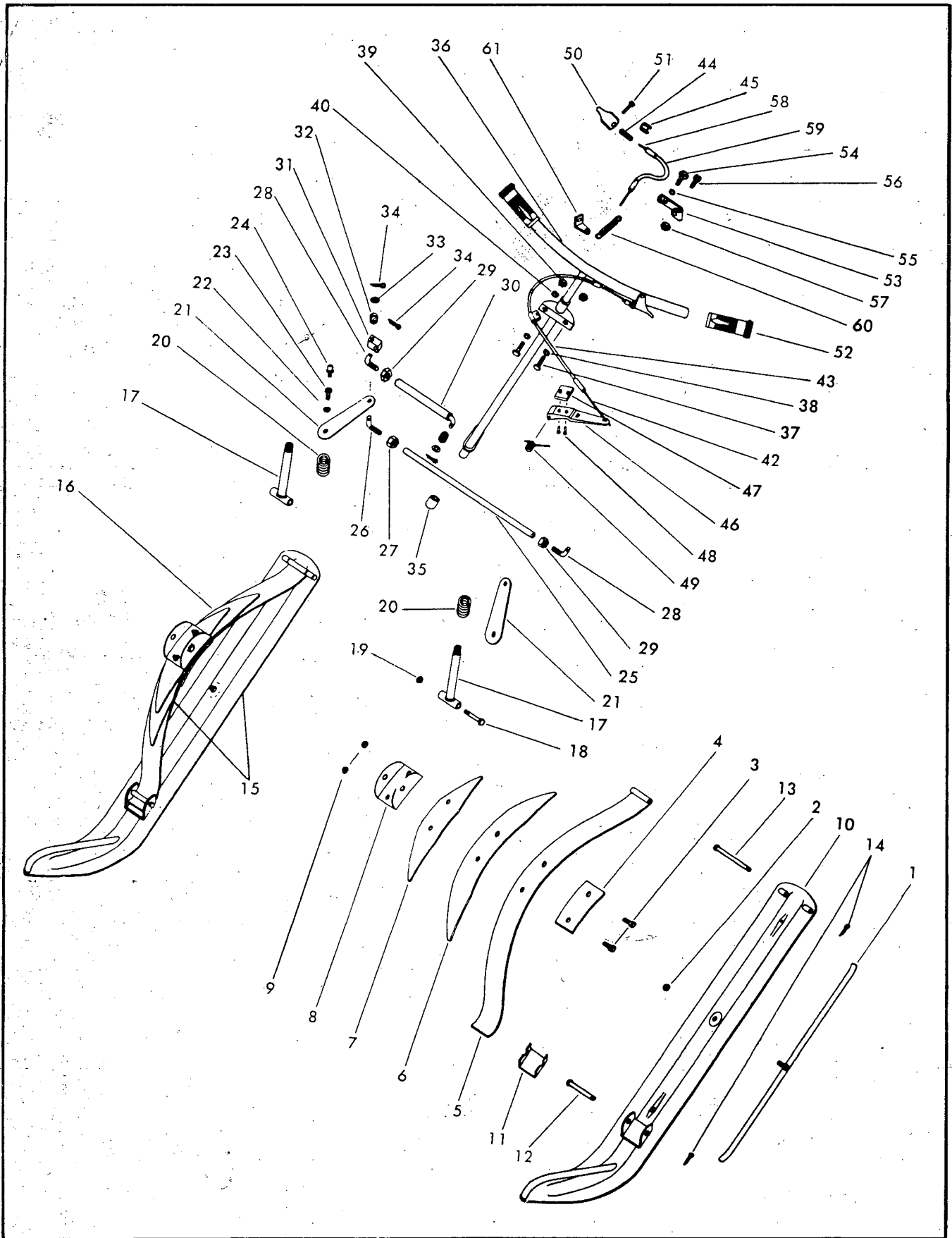
DRIVE PULLEY



ITEM No.	PART No.	DESCRIPTION	QTY C	ITEM No.	PART No.	DESCRIPTION	QTY C
1	504 2009	Drive pulley inner half	1	7	504 2021	Centrifugal governor	1
2	405 4005	Bearing	1	8	309 8010	Bolt	1
3	504 2001	Spacer	1	9	504 2024	Pressure lever, spacer and rivet	as req'd
4	504 2013	Spring seat	1		581 0009	Drive pulley ass'y complete	—
5	414 0012	Release spring	1				
6	504 2018	Drive pulley outer half	1				

BOMBARDIER LTD.

CONTROL PARTS



BOMBARDIER LTD.

CONTROL PARTS

SKI

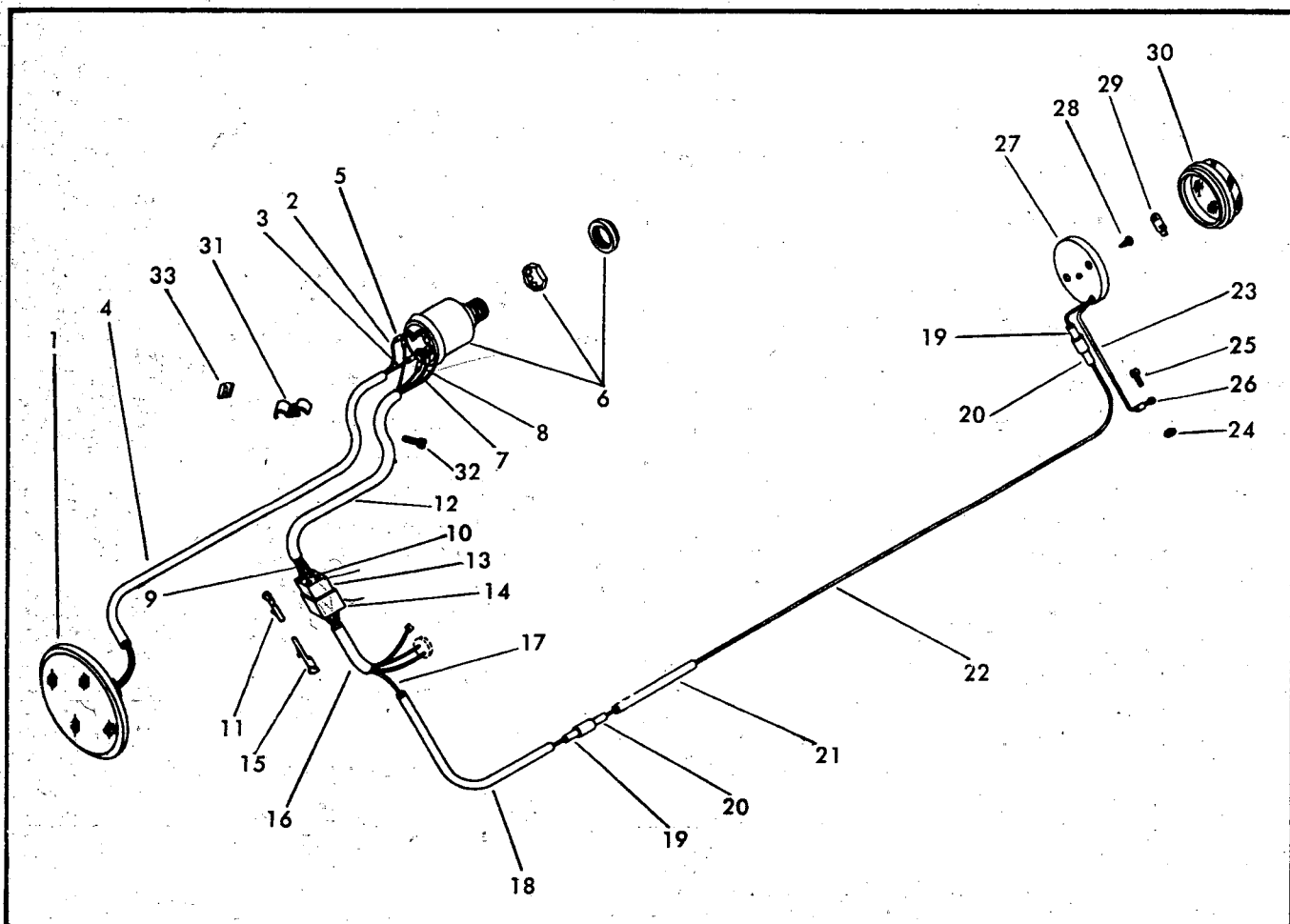
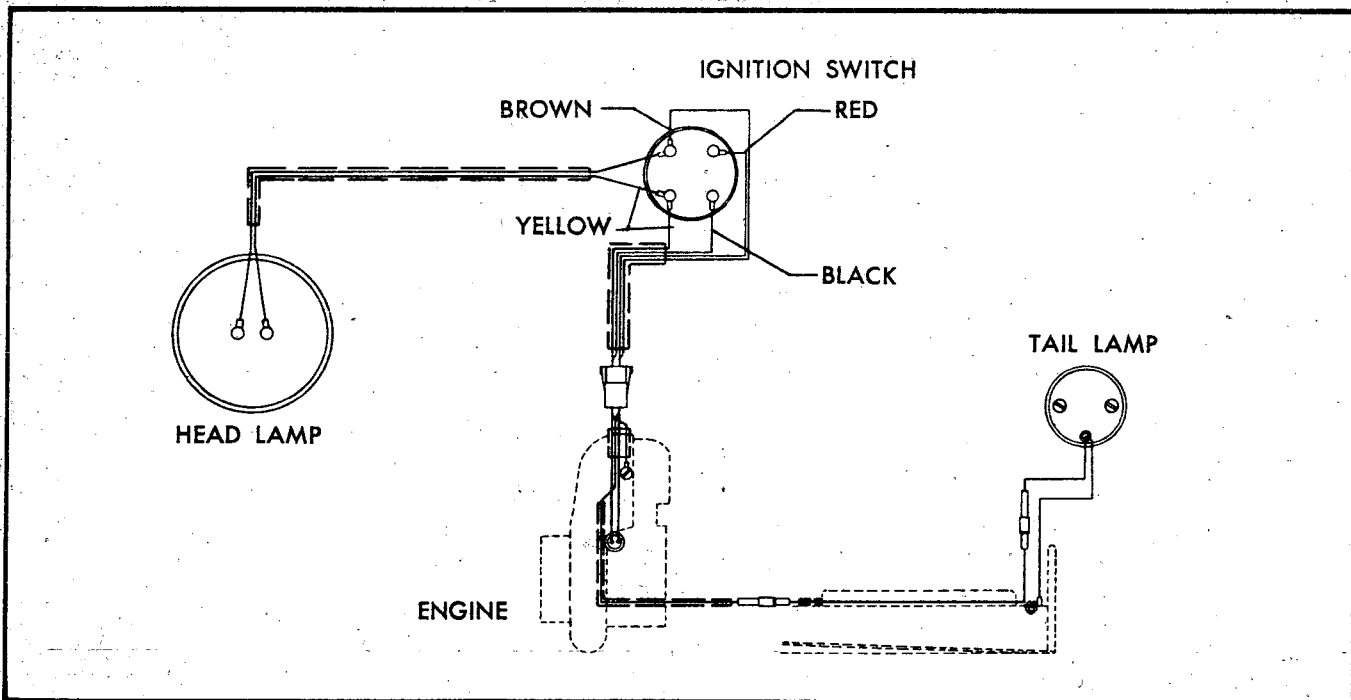
ITEM No.	PART No.	DESCRIPTION	QUANTITY			ITEM No.	PART No.	DESCRIPTION	QUANTITY		
			C.	O.	S.O.				C.	O.	S.O.
1	505 0002	Runner shoe	2	2	2	11	505 0033	Spring slider cushion	2	2	2
2	380 6019	Nut	2	2	2	12	505 0034	Slider pin	2	2	2
3	300 1084	Bolt	4	4	4	13	505 0017	Spring pin	2	2	2
4	570 0502	Rebound leaf spring	2	2	2	14	371 0011	Cotter pin	4	4	4
5	505 0016	Main leaf spring	2	2	2	15	580 0011	L.H. leaf spring and ski ass'y	1	1	1
6	505 0013	Auxiliary leaf spring 18"	2	2	2	15	580 0010	R.H. leaf spring and ski ass'y	1	1	1
7	505 0015	Auxiliary leaf spring 13"	2	2	2	16	582 1003	L.H. leaf spring ass'y	1	1	1
8	505 0011	Spring coupler	2	2	2	16	582 1002	R.H. leaf spring ass'y	1	1	1
9	386 6024	Nut	4	4	4						
10	505 0040	Ski runner	2	2	2						

STEERING

ITEM No.	PART No.	DESCRIPTION	QUANTITY			ITEM No.	PART No.	DESCRIPTION	QUANTITY		
			C.	O.	S.O.				C.	O.	S.O.
17	506 0004	Ski leg	2	2	2	40	392 0019	Lockwasher	1	1	1
18	309 8003	Bolt	2	2	2	41	507 1014	Cable housing clip	1	1	1
19	386 6022	Nut	2	2	2	42	510 0004	Brake cable 26"	1	1	1
20	414 0127	Upper coil spring	2	2	2	43	580 1020	Brake cable housing	1	1	1
21	506 0014	Steering arm	2	2	2	44	414 0082	Protector spring	2	2	2
22	392 0026	Lock washer	2	2	2	45	409 0012	Parallel connector	2	2	2
23	560 6001	Upper ski leg bolt	2	2	2	46	580 1021	Brake handle with lining	1	1	1
24	408 2001	Grease fitting	2	2	2	47	507 0006	Brake lining	1	1	1
25	506 0022	Lower tie rod	1	1	1	48	390 5001	Rivet	2	2	2
26	506 0018	R.H. tie rod end	1	1	1	49	414 0081	Brake return spring	1	1	1
27	389 8003	Nut L.H.	1	1	1	50	506 0041	Hand handle	2	2	2
28	506 0017	L.H. tie rod end	2	2	2	51	390 9001	Rivet	2	2	2
29	380 6024	Nut	2	2	2	52	414 0002	Handle bar grip	2	2	2
30	506 0043	Steering rod	1	1	1	53	510 0011	Cable housing bracket	1	1	1
31	506 0023	Tie rod swivel	1	1	1	54	300 4001	Bolt	1	1	1
32	414 0109	Tie rod end spring	3	3	3	55	392 0014	Lockwasher	1	1	1
33	391 0025	Washer	3	3	3	56	321 7061	Bolt	1	1	1
34	371 0031	Cotter pin	4	4	4	57	385 1013	Nut	1	1	1
35	506 0029	Steering shaft sleeve	1	1	1	58	510 0003	Throttle cable	1	1	1
36	506 0032	Handle bar	1	1	1	59	414 0063	Throttle housing	1	1	1
37	300 0001	Bolt	2	2	2	60	414 0009	Return spring	1		
38	391 0021	Washer	2	2	2	60	414 0008	Return spring		1	1
39	386 6019	Nut	2	2	2	61	510 0001	Return spring bracket	1		

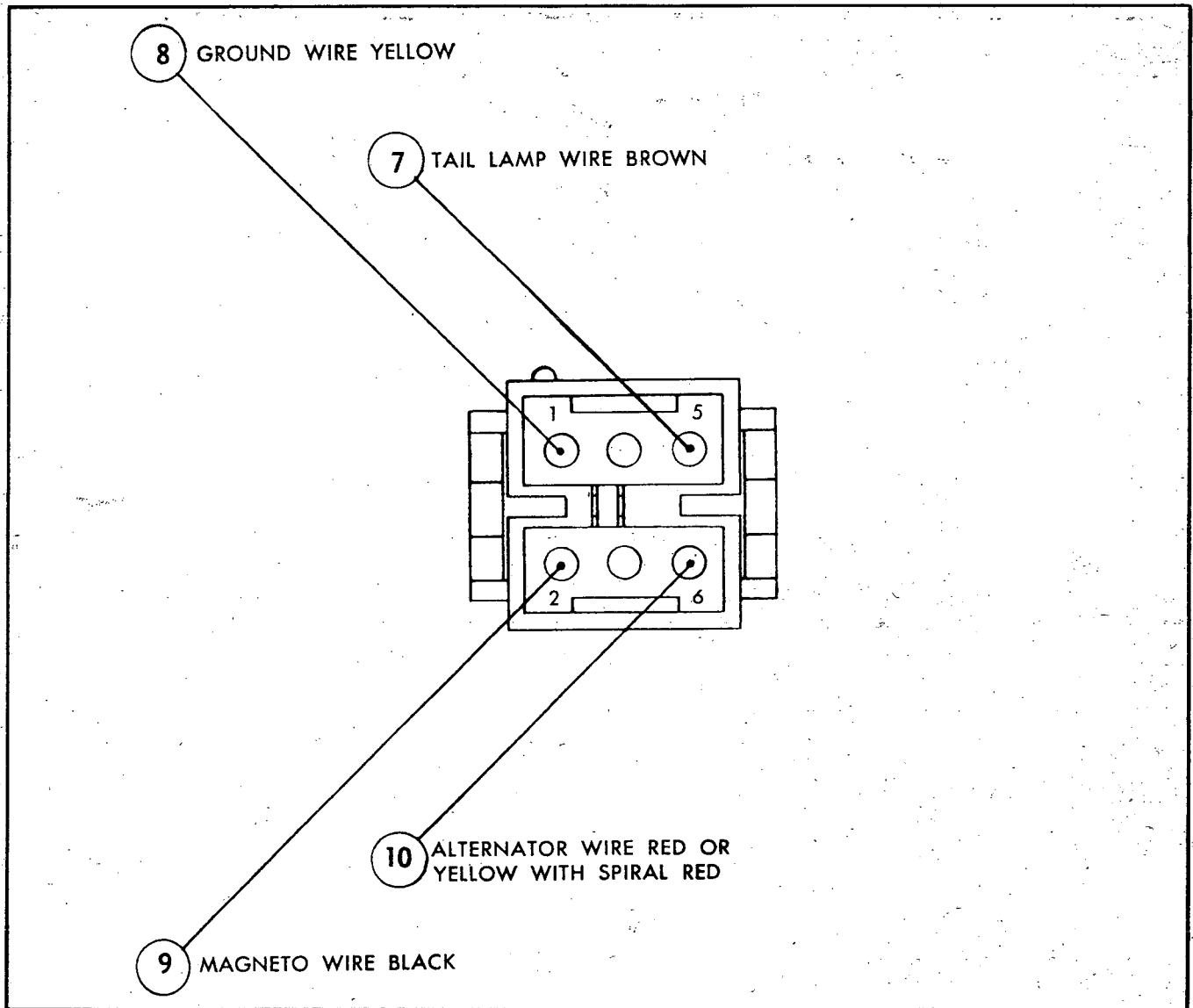
BOMBARDIER LTD.

ELECTRICAL



BOMBARDIER LTD.

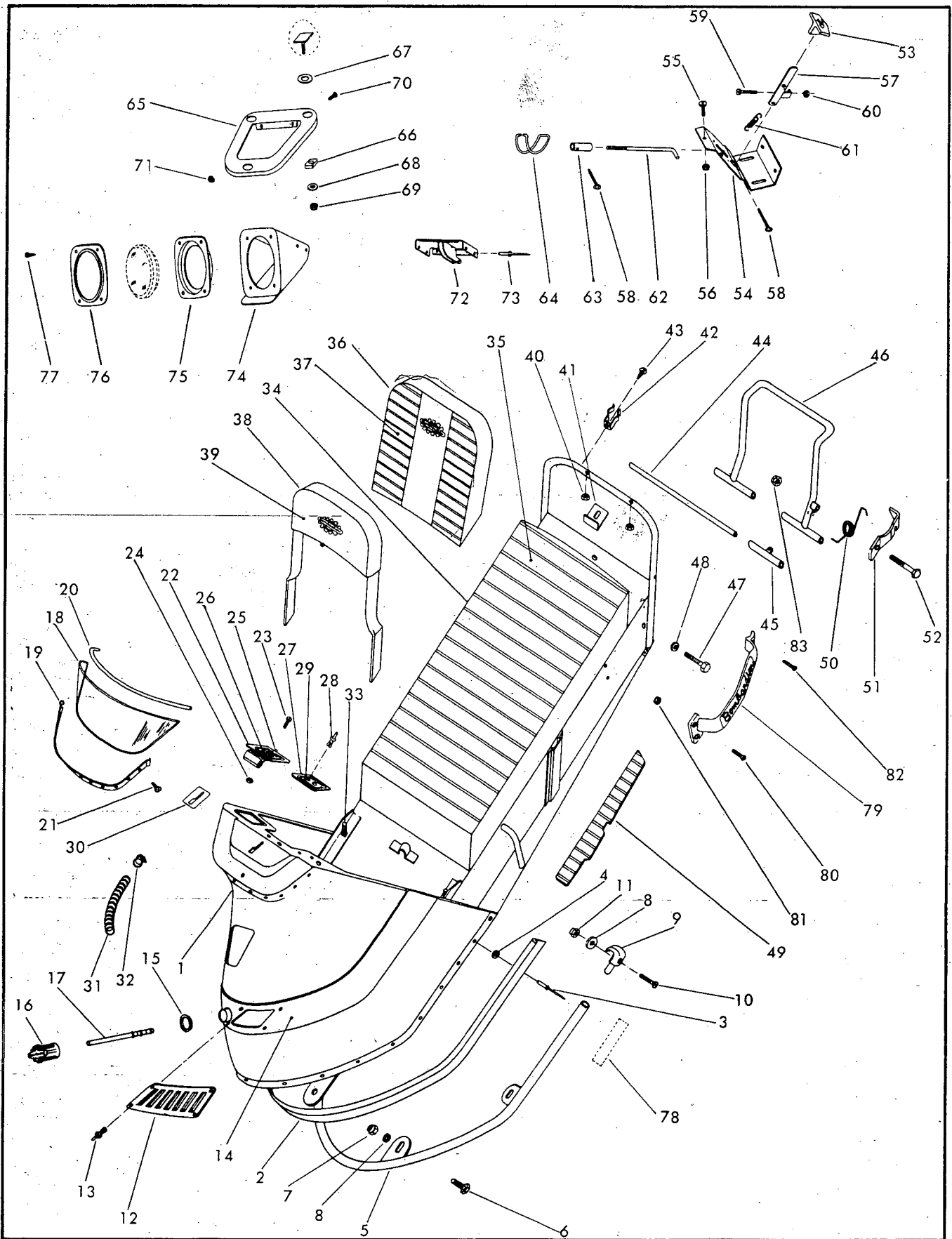
ELECTRICAL



ITEM No.	PART No.	DESCRIPTION	QUANTITY			ITEM No.	PART No.	DESCRIPTION	QUANTITY		
			C.	O.	S.O.				C.	O.	S.O.
1	410 6006	Sealed beam	1	1	1	18	515 0128	Wiring housing	1	1	1
2	409 6014	Wire	1	1	1	19	409 2003	Pin connector	2	2	2
3	409 6013	Wire	1	1	1	20	409 2004	Socket connector	2	2	2
4	515 0064	Wiring housing	1	1	1	21	515 0129	Wiring housing	1	1	1
5	409 0006	Insulated terminal	8	8	8	22	409 6014	Wiring assembly	1	1	1
6	410 1002	Ignition switch	1	1	1	23	409 6013	Wiring assembly	1	1	1
7	409 6014	Wiring assembly	1	1	1	24	409 0007	Insulated terminal	2	2	2
8	409 6013	Wiring assembly	1	1	1	25	320 1061	Bolt	1	1	1
9	409 6012	Wiring assembly	1	1	1	26	386 6013	Nut	1	1	1
10	409 6011	Wiring assembly	1	1	1	27	410 6005	Tail lamp assembly	1	1	1
11	409 0004	Socket contactor	6	6	6	28	363 3103	Screw	2	2	2
12	409 9001	Wiring housing	1	1	1	29	410 5002	Tail lamp bulb	1	1	1
13	409 2002	Socket connector	1	1	1	30	410 9012	Tail lamp lens	1	1	1
14	409 2001	Connector	1	1	1	31	515 0035	Housing clip	1	1	1
15	409 0005	Pin contactor	3	3	3	32	355 0002	Screw	1	1	1
16	409 9002	Wiring housing	1	1	1	33	389 8009	Nut	1	1	1
17	409 6014	Wiring assembly	1	1	1						

BOMBARDIER LTD.

BODY



BOMBARDIER LTD.

BODY

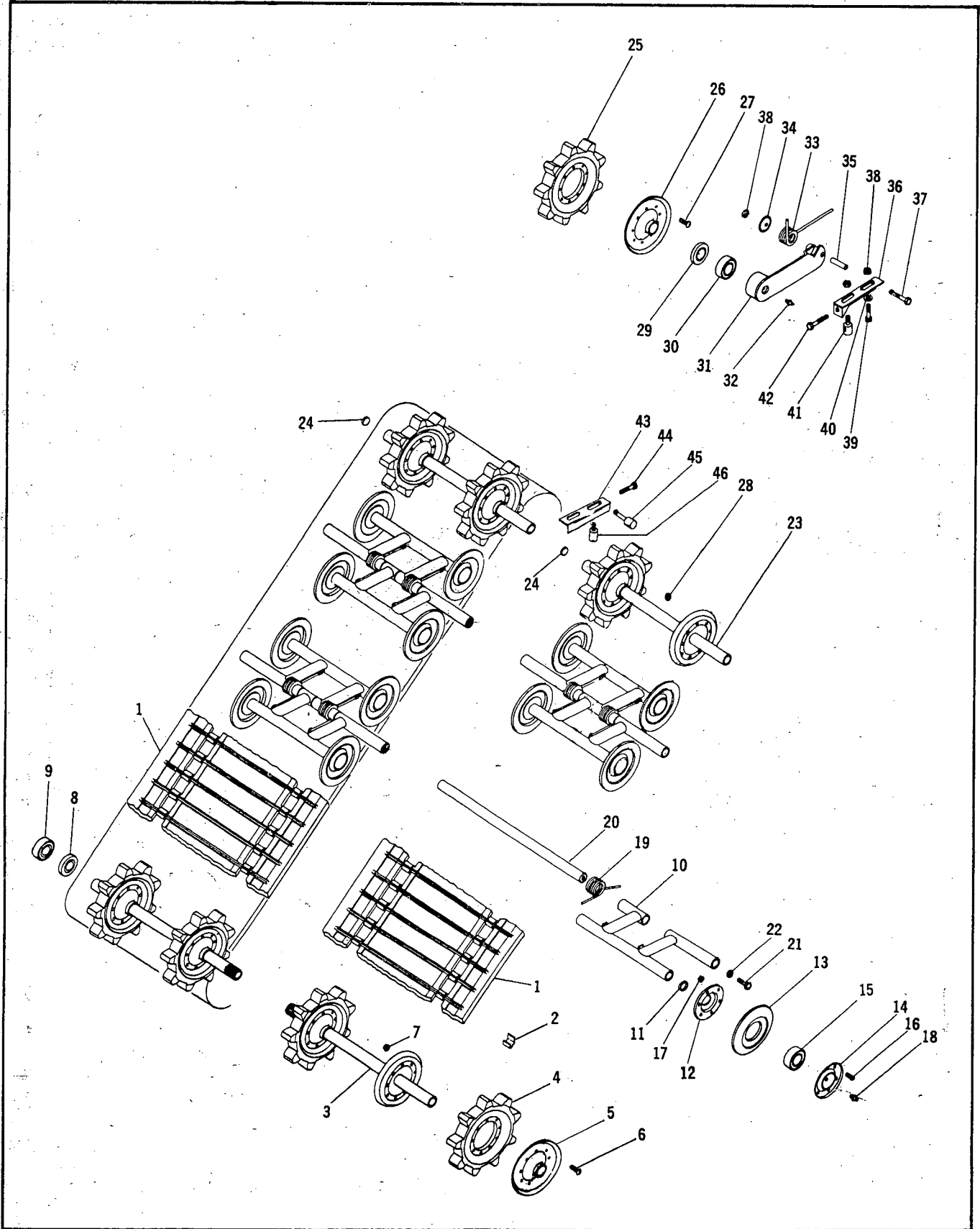
ITEM No.	PART No.	DESCRIPTION	QUANTITY			ITEM No.	PART No.	DESCRIPTION	QUANTITY		
			C.	O.	S.O.				C.	O.	S.O.
1	571 1703	Hood	1	1	1	42	414 0044	Clip	—	—	2
2	414 0159	Body moulding	1	1	1	43	363 0072	Screw	—	—	2
3	390 4004	Rivet	22	20	20	44	502 0008	Shaft	—	—	1
4	399 9001	Washer	22	20	20	45	517 0045	Pivoting attachment	—	—	1
5	517 0046	Front bumper	—	1	1	46	414 0056	Kick-stand	—	—	1
6	300 0001	Bolt	—	4	4	47	300 8043	Bolt	—	—	2
7	386 6019	Nut	—	4	4	48	399 8001	Washer	—	—	2
8	391 0021	Washer	—	6	6	49	570 1708	R.H. foot pad	1	1	1
9	414 0026	R.H. end bumper	—	1	1	49	570 1709	L.H. foot pad	1	1	1
9	414 0027	L.H. end bumper	—	1	1	50	414 0057	Spring	—	—	1
10	327 3105	Bolt	—	2	2	51	517 0051	Stop	—	—	1
11	386 6019	Nut	—	2	2	52	300 1005	Bolt	—	—	1
12	414 0042	R.H. louvre	1	1	1	53	414 0054	Control knob	1	1	1
12	414 0043	L.H. louvre	1	1	1	54	517 0047	Steering bracket	1	1	1
13	390 4007	Rivet	8	8	8	55	329 7102	Bolt	3	3	3
14	414 0046	Label L.H. strip	1	1	1	56	386 6019	Nut	3	3	3
14	414 0047	Label R.H. strip	1	1	1	57	515 0062	Control lever	1	1	1
15	414 0040	Filler pipe ring	1	1	1	58	371 1031	Cotter pin	2	2	2
16	414 0014	Fuel tank cap and gauge	1	1	1	59	321 7103	Adjustment light screw	1	1	1
17	414 0117	Fuel tank gauge	1	1	1	60	380 9019	Nut	1	1	1
18	517 0004	Windshield	1	1	1	61	414 0041	Spring	1	1	1
19	517 0010	Moulding	1	1	1	62	515 0013	Control rod	1	1	1
20	517 0037	Protector	1	1	1	63	515 0014	Bushing	1	1	1
21	363 0073	Screw	10	10	10	64	414 0101	Spring	1	1	1
22	571 1705 517-0071	Compartment door	1	1	1	65	515 0060	Slanting bracket	1	1	1
23	320 1061	Bolt	2	2	2	66	570 1702	Insulator rubber	3	3	3
24	386 6013	Nut	2	2	2	67	391 0025	Washer	as required		
25	414 0039	Door lock	1	1	1	68	391 0023	Washer	3	3	3
26	414 0052	Label door plate	1	1	1	69	380 9019	Nut	3	3	3
27	517 0043	Plate control	1	1	1	70	320 1061	Bolt	2	2	2
28	390 3001	Plastic rivet	1	1	—	71	386 6013	Nut	2	2	2
29	414 0053	Label control plate	1	1	1	72	515 0011	Light cover assembly	1	1	1
30	414 0055	Label light control	1	1	1	73	390 4005	Pop rivet	4	4	4
31	514 0026	Exhaust pipe	—	1	—	74	571 1713	Headlamp support	1	1	1
31	514 0028	Exhaust pipe	1	—	1	75	515 0010	Inner ring	1	1	1
32	402-2049	Exhaust clamp	1	1	1	76	515 0009	Outer ring	1	1	1
33	360 8003	Bolt	4	4	4	77	363 0073	Ring screw	4	4	4
34	517 0020	Seat cushion assembly	1	1	1	78	414 0098	Label chalet	2	—	—
35	414 0018	Seat cover	1	1	1	78	414 0107	Label olympique	—	2	—
36	414 0019	Backrest assembly	1	1	1	78	414 0108	Label super-olympique	—	—	2
37	414 0023	Covering leather	1	1	1	79	414 0060	Grab handle R.H.	—	—	1
38	414 0058	Center backrest assembly	—	—	1	79	414 0061	Grab handle L.H.	—	—	1
39	414 0059	Center backrest leatherette	—	—	1	80	327 3062	Screw	—	—	4
40	517 0048	Stop seat	1	1	1	81	386 6013	Nut	—	—	4
41	386 6019	Nut	2	2	2	82	365 0003	Screw	—	—	2
						83	386 6119	Nut	—	—	1

MISCELLANEOUS

	570 1201	Engine support					386 6022	Nut	4	4	4
		Insulator kit	1	1	1		386 6024	Nut	4	4	4
	512 0018	Engine bracket	1				513 0035	Fuel line adapter	1	1	1
	512 0017	Engine bracket		1	1		513 0018	Male connector	1	1	1
	512 0010	Engine support	2				414 0130	Fuel line	1	1	1
	512 0009	Engine support		2	2		408 0002	Fuel tank drain plug	1	1	1
	309 8012	Bolt	4	4	4		571 1719	Pulley guard	1	1	1

ALPINE
SECTION

SUSPENSION



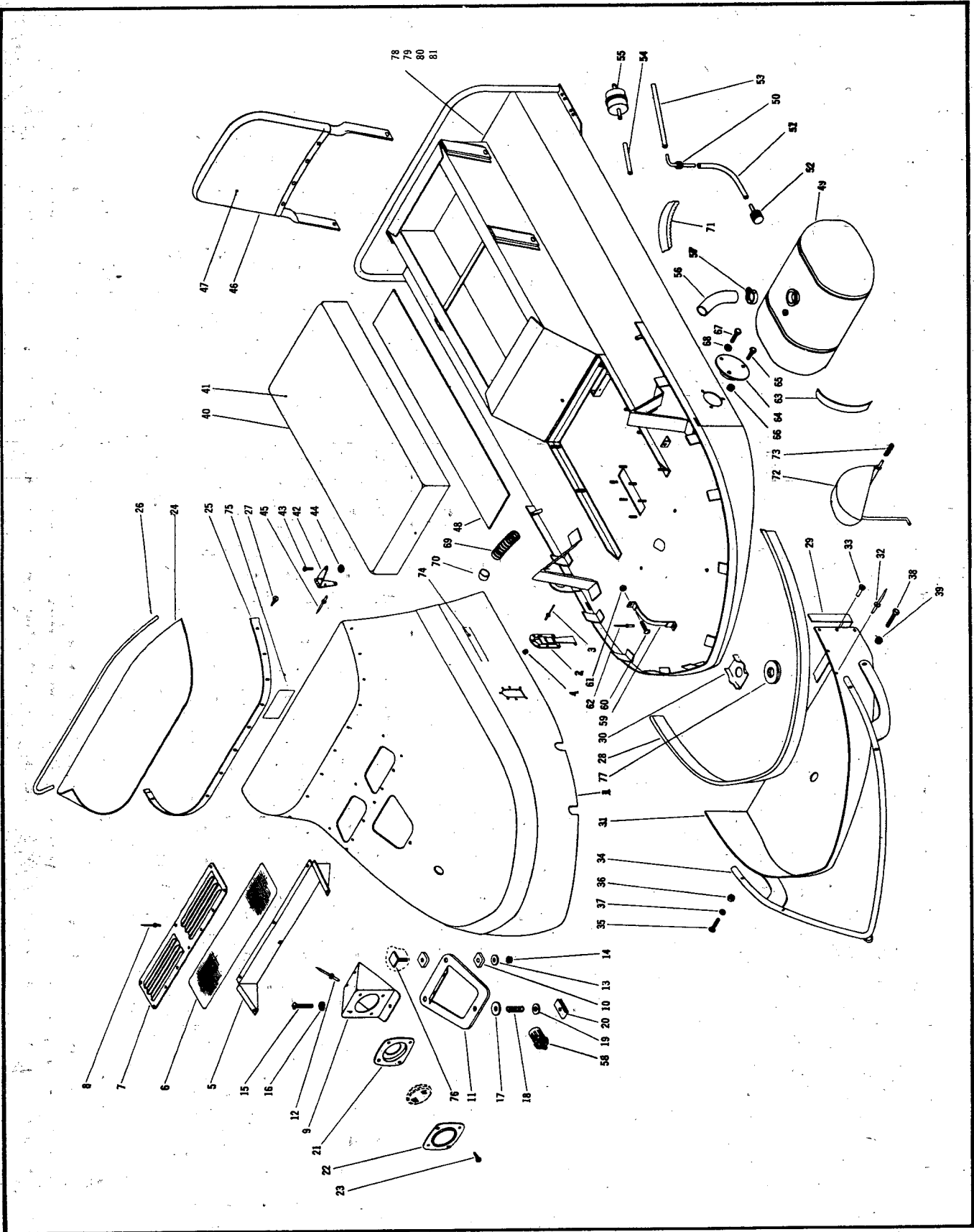
BOMBARDIER LTD.

SUSPENSION

ITEM No.	PART No.	DESCRIPTION	QUANTITY		ITEM No.	PART No.	DESCRIPTION	QUANTITY	
			A	SA				A	SA
		TRACK					SUSPENSION		
1	570 0002	Track belt	2	2	23	503 0002	Rear hub	2	2
2	570 0003	Track insert	232	232	24	502 0012	Rear hub cap	4	4
	529 0003	Insert block (tool)	—	—	25	570 0101	Sprocket	4	4
		DRIVE			26	501 0005	Sprocket flange	4	4
3	501 0006	Drive axle	2	2	27	320 1062	Bolt	36	36
4	570 0101	Drive sprocket	4	4	28	386 6013	Nut	36	36
5	501 0006	Drive sprocket flange	4	4	29	570 0301	Bearing seal	4	4
6	320 1062	Bolt	36	36	30	405 4002	Bearing	4	4
7	386 6013	Nut	36	36	31	503 0021	R.H. adjuster link plate	2	2
8	581 1017	Bearing seal	4	4	31	503 0019	L.H. adjuster link plate	2	2
9	405 4002	Bearing	4	4	32	408 2001	Fitting	4	4
		WHEEL			33	503 0025	R.H. link plate spring	2	2
10	502 0002	Wheel support	12	12	33	503 0023	L.H. link plate spring	2	2
11	502 0011	Wheel support cap	24	24	34	503 0016	Spring retainer washer	4	4
12	502 0005	Wheel inner flange	24	24	35	503 0015	Adjuster sleeve	4	4
13	570 0203	Wheel tire	24	24	36	503 0008	R.H. adjuster bracket	1	1
14	502 0006	Wheel outer flange	24	24	36	503 0012	L.H. adjuster bracket	1	1
15	405 4002	Bearing	24	24	37	300 0047	Bolt	2	2
16	320 1062	Bolt	144	144	38	386 6022	Nut	8	8
17	386 6013	Nut	144	144	39	300 0041	Bolt	4	4
18	408 2001	Fitting	24	24	40	391 0023	Washer	4	4
19	502 0010	Wheel spring	12	12	41	503 0027	Adjusting eye bolt	2	2
20	502 0008	Cross shaft	6	6	42	309 8004	Bolt	2	2
21	300 8043	Bolt	12	12	43	503 0007	R.H. center adjuster brack.	1	1
22	399 8001	Lockwasher	12	12	43	503 0011	L.H. center adjuster brack.	1	1
					44	309 8001	Bolt	2	2
					45	503 0026	Adjuster screw buffer	2	2
					46	503 0028	Adjuster eye bolt	2	2

BOMBARDIER LTD.

BODY



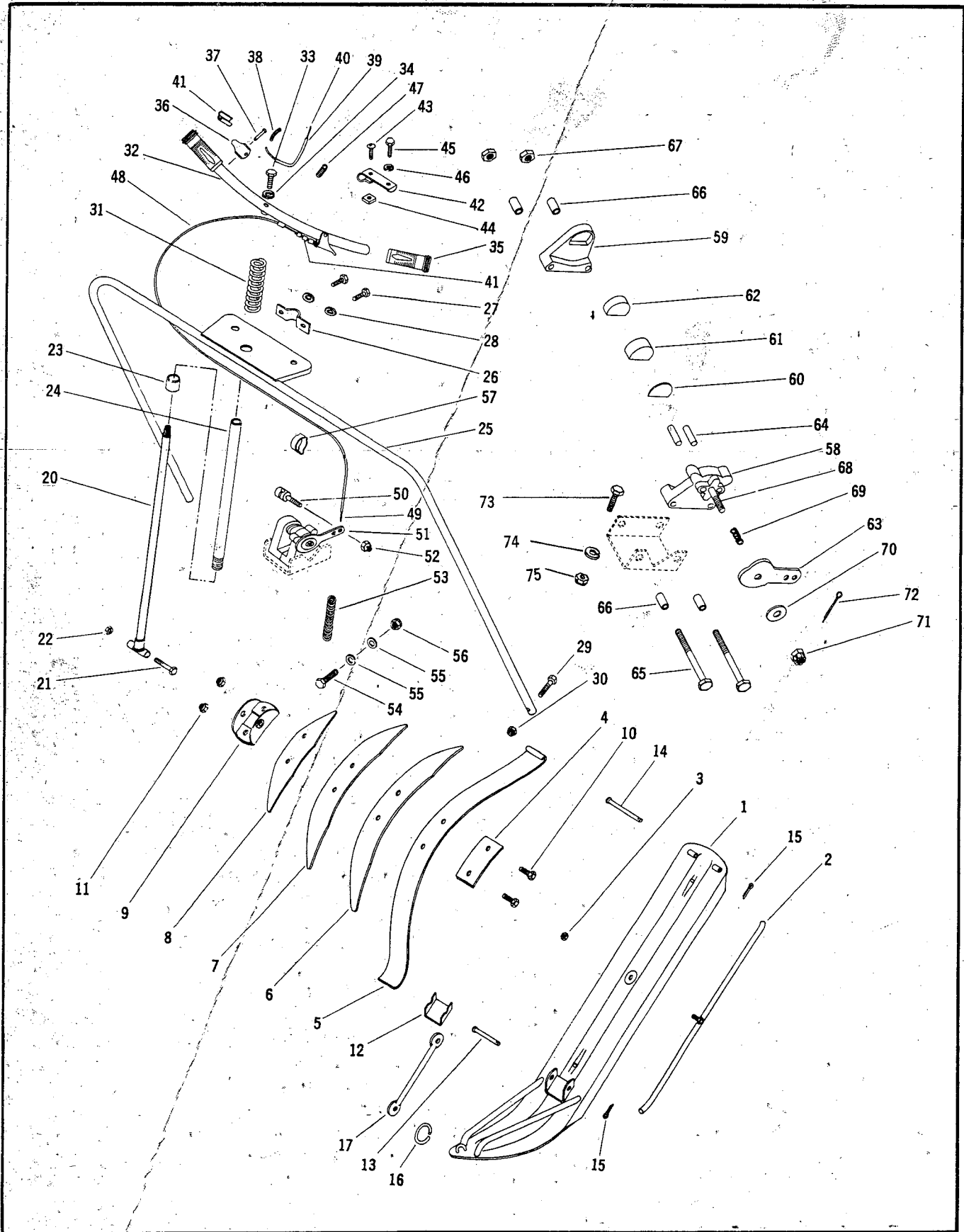
BOMBARDIER LTD.

BODY

ITEM No.	PART No.	DESCRIPTION	QUANTITY		ITEM No.	PART No.	DESCRIPTION	QUANTITY	
			A	SA				A	SA
1	571 1704	Hood	1	1	42	414 0079	Hinge	2	2
2	414 0062	Hood catching	2	2	43	390 4003	Pop rivet	6	6
3	390 4001	Pop rivet	14	14	44	399 9001	Washer	6	6
4	399 9003	Washer	14	14	45	390 4005	Pop rivet	6	6
5	517 0053	Deflector	1	1	46	414 0021	Backrest cushion assembly	1	1
6	517 0057	Screen	1	1	47	517 0026	Backrest leatherette	1	1
7	517 0052	Louvre	1	1	48	517 0060	Foot pad	2	2
8	390 4005	Pop rivet	10	10	49	414 0167	Fuel tank	1	1
9	571 1720	Headlamp support	1	1	50	513 0013	Fuel line adaptor	1	1
10	570 1702	Insulator rubber	4	4	51	513 0021	Adaptor tube	1	1
11	515 0061	Slanting bracket	1	1	52	414 0106	Fuel filter	1	1
12	390 4004	Pop rivet	2	2	53	414 0130	Fuel line	1	1
13	391 0023	Washer	2	2	55	414 0067	Fuel line filter	—	1
14	380 9019	Nut	2	2	56	513 0022	Filler pipe	1	1
15	350 0001	Bolt	1	1	57	414 0080	Clamp	1	1
16	399 9002	Washer	1	1	58	414 0014	Fuel tank cap	1	1
17	391 0020	Washer	1	1	59	513 0027	Retaining strip	4	4
18	414 0154	Spring	1	1	60	320 1070	Bolt	2	2
19	391 0021	Washer	1	1	61	386 6013	Nut	2	2
20	389 8011	Speed nut	1	1	62	390 4003	Pop rivet	4	4
21	515 0010	Inner ring	1	1	63	517 0061	Protector strip	2	2
22	515 0009	Outer ring	1	1	64	501 0007	End bearing housing	2	2
23	363 0073	Screw	4	4	65	300 0001	Bolt	2	2
24	517 0005	Windshield	1	1	66	386 6019	Nut	2	2
25	517 0011	Windshield moulding	1	1	67	300 0000	Bolt	4	4
26	517 0040	Windshield protector	1	1	68	392 0019	Lockwasher	4	4
27	363 0073	Screw	12	12	69	514 0029	Muffler pipe	1	—
28	414 0038	Body moulding	1	1	69	514 0020	Muffler pipe	—	1
29	517 0058	Plastic sealer	1	1	70	402 2049	Exhaust pipe collet	1	—
30	517 0054	Plate seal	1	1	70	402 2050	Exhaust pipe collet	—	1
31	571 1801	Front bottom plate	1	1	71	570 0411	Driving belt	1	1
32	390 4004	Pop rivet	20	20	72	571 1719	Pulley guard	1	—
33	390 2001	Tubular rivet	30	30		561 7001	Pulley guard	—	1
34	517 0068	Ski holder (painted)	1	—	73	414 0154	Spring	1	1
34	517 0069	Ski holder (chrome)	—	1	74	414 0095	Label Alpine	2	—
35	300 0006	Bolt	4	—	74	414 0111	Label Super Alpine	—	2
35	300 1006	Bolt (chrome)	—	4	75	414 0092	Label gas mixture	1	1
36	386 6019	Nut	4	4	76	517 0041	Stud	2	2
37	391 0021	Washer	4	4	77	517 0059	Plastic sealer	1	1
38	300 0041	Bolt	2	—	78	517 0056	Cross shaft	1	1
38	300 3041	Bolt (chrome)	—	2	79	517 0055	Pivoting attachment	1	1
39	386 6022	Nut	2	2	80	300 0089	Bolt	1	1
40	517 0017	Seat cushion assembly	1	1	81	386 6024	Nut	1	1
41	517 0015	Seat cover leatherette	1	1					

BOMBARDIER LTD.

CONTROL PARTS



BOMBARDIER LTD.

CONTROL PARTS


ITEM No.	PART No.	DESCRIPTION	QUANTITY		ITEM No.	PART No.	DESCRIPTION	QUANTITY	
			A	SA				A	SA
1	505 0004	Ski runner	1	1	11	386 6024	Nut	2	2
2	505 0002	Runner shoe	1	1	12	505 2033	Spring slider cushion	1	1
3	380 6019	Nut	1	1	13	505 0034	Slider pin	1	1
4	570 0502	Rebound leaf spring	1	1	14	505 0017	Spring pin	1	1
5	505 0018	Main leaf spring	1	1	15	371 0011	Cotter pin	2	2
6	505 0014	First auxiliary leaf spring	1	1	16	505 0022	Union link	2	2
7	505 0013	Auxiliary leaf spring	1	1	17	570 0501	Ski retaining cable	1	1
8	505 0015	Auxiliary leaf spring	1	1		582 3002	Leaf spring assembly	1	1
9	505 0007	Spring coupler	1	1		580 3014	Leaf spring and ski assembly	1	1
10	300 0085	Bolt	2	2					

STEERING

20	506 0008	Ski leg	1	1	47	414 0008	Return spring	1	—
21	309 8007	Bolt	1	1	48	581 4008	Brake cable housing	1	1
22	380 6024	Nut	1	1	49	507 0017	Brake cable	1	1
23	506 0042	Lower sleeve	1	1	50	507 0027	Brake lever ferrule	1	1
24	506 0035	Steering column	1	1	51	414 0124	Disc brake unit	1	1
25	506 0036	Upper column	1	1	52	386 6119	Nut	1	1
26	506 0037	"U" clamp	1	1	53	414 0064	Brake return spring	1	1
27	300 0004	Bolt	2	2	54	560 7001	Brake cable adjust. screw	1	1
28	392 0019	Lockwasher	2	2	55	391 0021	Washer	2	2
29	300 0004	Bolt	2	2	56	386 6019	Nut	1	1
30	386 6019	Nut	2	2	57	414 0065	Brake cable clip	2	2
31	414 0172	Upper spring	1	1	58	414 0068	Casting, cam side	1	1
32	506 0033	Steering handle	1	1	59	414 0069	Casting, puck carrier side	1	1
33	300 3126	Bolt	1	1	60	414 0070	Washer back up plate	1	1
34	399 8006	Lockwasher	1	1	61	414 0076	Puck, cam side	1	1
35	414 0002	Handle bar grip	2	2	62	414 0076	Puck, carrier side	1	1
36	506 0041	Hand handle	2	2	63	414 0073	Cam	1	1
37	390 0047	Rivet	2	2	64	414 0074	Push pin	2	2
38	414 0082	Protector spring	2	2	65	300 8050	Bolt	2	2
39	580 1020	Throttle cable housing	1	—	66	414 0075	Bushing	4	4
39	581 4005	Throttle cable housing	—	1	67	387 2022	Nut	2	2
40	510 0004	Throttle cable	1	—	69	414 0077	Spring	1	1
40	510 0018	Throttle cable	—	1	70	391 0023	Washer	1	1
41	409 0012	Parallel connector	4	4	71	382 4022	Nut	1	1
42	510 0011	Cable housing bracket	1	—	72	371 0002	Cotter pin	1	1
43	321 7061	Bolt	1	—	73	300 0001	Bolt	2	2
44	385 1013	Nut	1	—	74	392 0019	Lockwasher	2	2
45	300 5001	Bolt	1	—	75	386 6019	Nut	2	2
46	392 0019	Lockwasher	1	—					

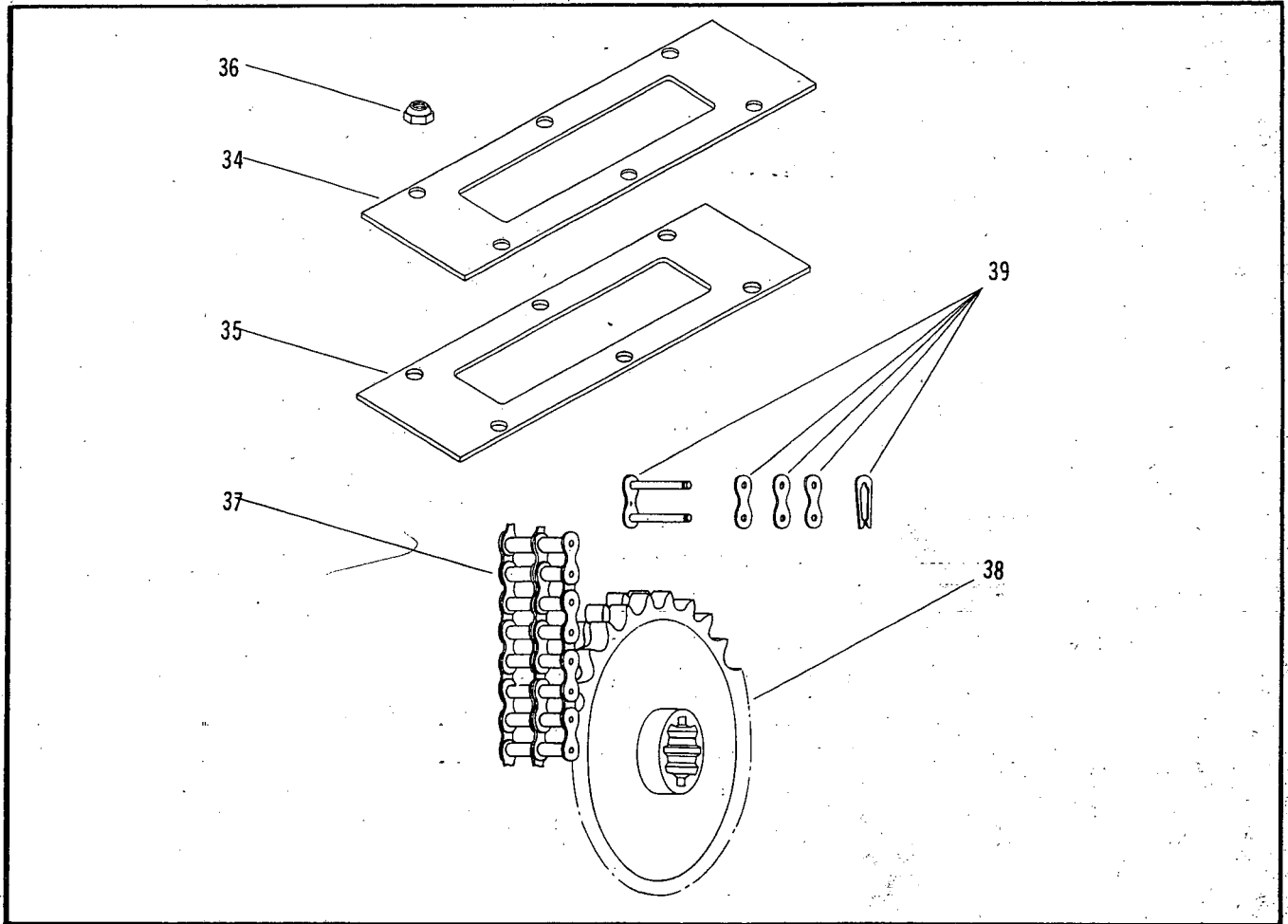
BOMBARDIER LTD.

CHAIN CASE - DRIVEN PULLEY



BOMBARDIER LTD.

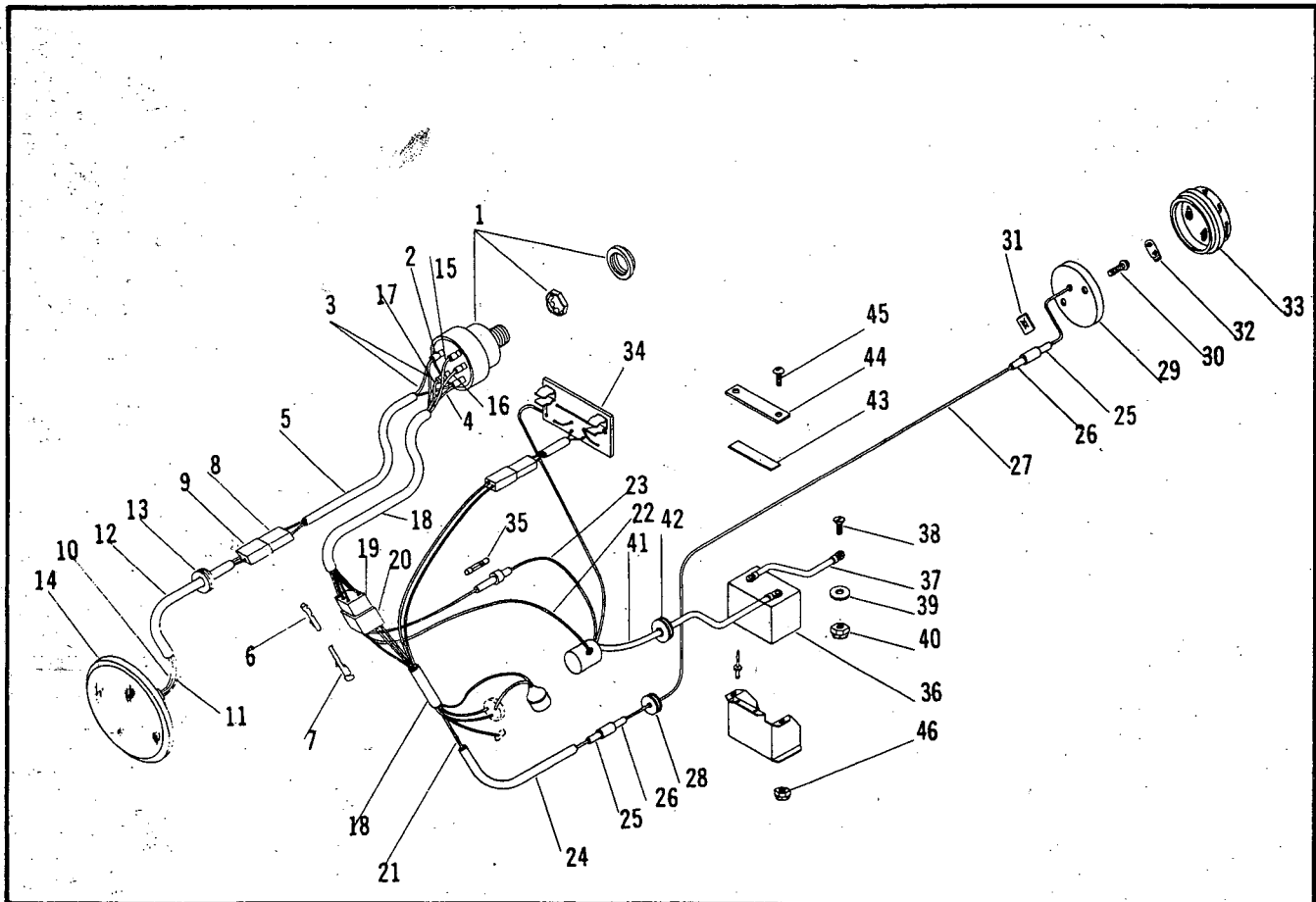
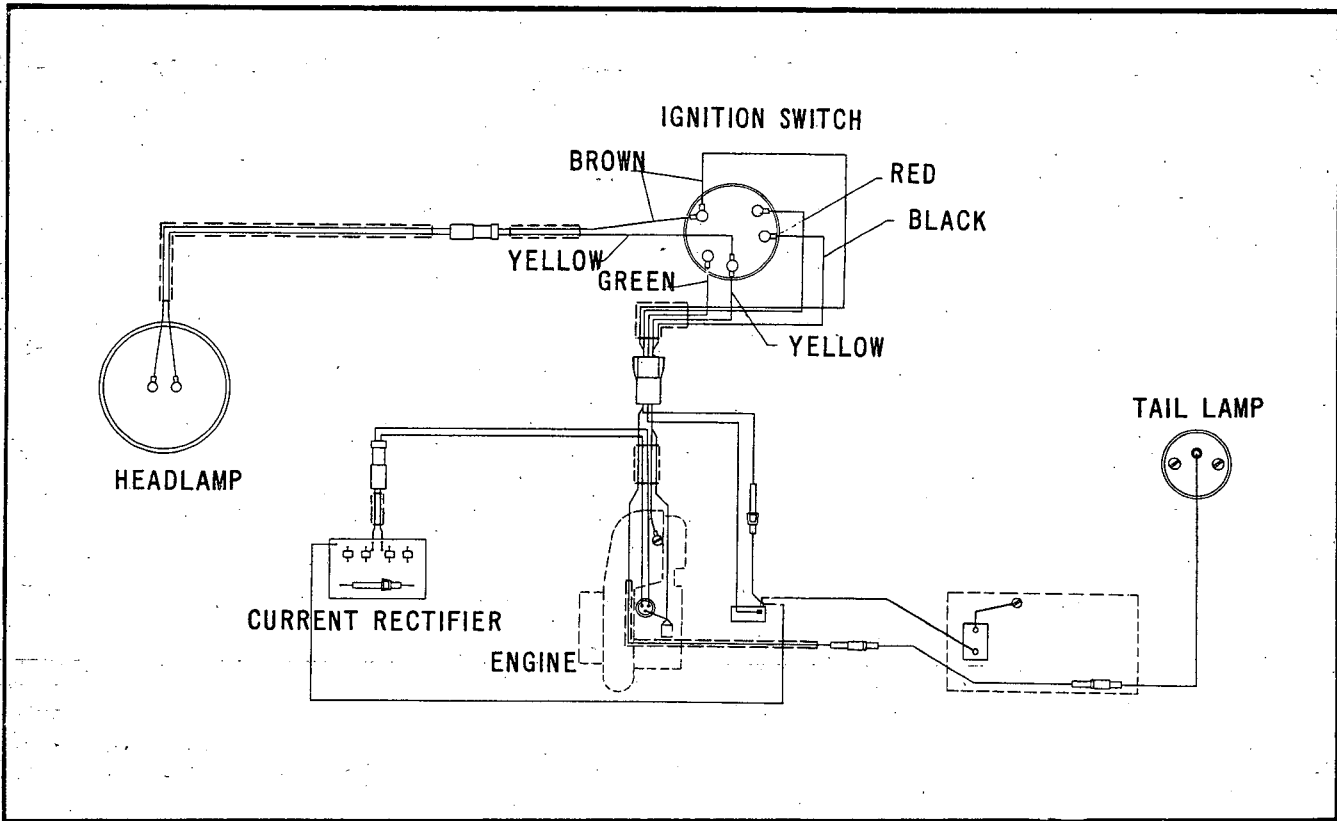
CHAIN CASE – DRIVEN PULLEY



ITEM No.	PART No.	DESCRIPTION	QUANTITY		ITEM No.	PART No.	DESCRIPTION	QUANTITY	
			A	SA				A	SA
1	417 0001	Chain case and bracket	1	1	21	405 4002	Roller bearing 6205	1	1
3	581 4001	Driven pulley ass'y	1	1	22	405 4C04	Roller bearing 6205-G	1	1
	372 1124	Roll pin	1	1	23	417 0024	Lock ring	2	2
	504 1031	Spacer	2	2	24	417 0009	Spring washer	1	1
	405 4004	Bearing	1	1	25	417 0030	Shaft nut	1	1
	389 8024	Nut	1	1	26	371 0032	Cotter pin	1	1
7	414 0126	Slipper	3	3	27	570 0403	Chain case cover	1	1
8	417 0002	Eccentric	2	2	28	399 9007	Washer	2	2
9	504 0032	Sprocket	1	1	29	417 0028	Lock nut	2	2
10	414 0138	Coil spring	1	1	30	417 0032	Adjustment screw	2	2
11	405 8001	Bushing	1	1	31	417 0025	Bracket bolt	2	2
12	504 1032	Brake disc.	1	1	32	417 0029	Stop nut	2	2
14	417 0019	Outer distance piece	1	1	33	417 0014	Transmission unit	1	1
15	414 0139	Segment	2	2	34	570 0408	Gasket	1	1
16	417 0007	Sealing ring	1	1	35	504 1027	Shim	—	—
17	417 0003	"O" ring	1	1	36	387 2022	Nut	8	8
18	417 0021	Pin 6 x 45 mm.	3	3	37	412 1005	Driving chain	1	1
19	417 0008	Spring washer	1	1	38	504 0014	Drive sprocket (39 teeth D.)	1	1
20	504 1036	Washer	1	1	39	412 6003	Connecting link	—	—

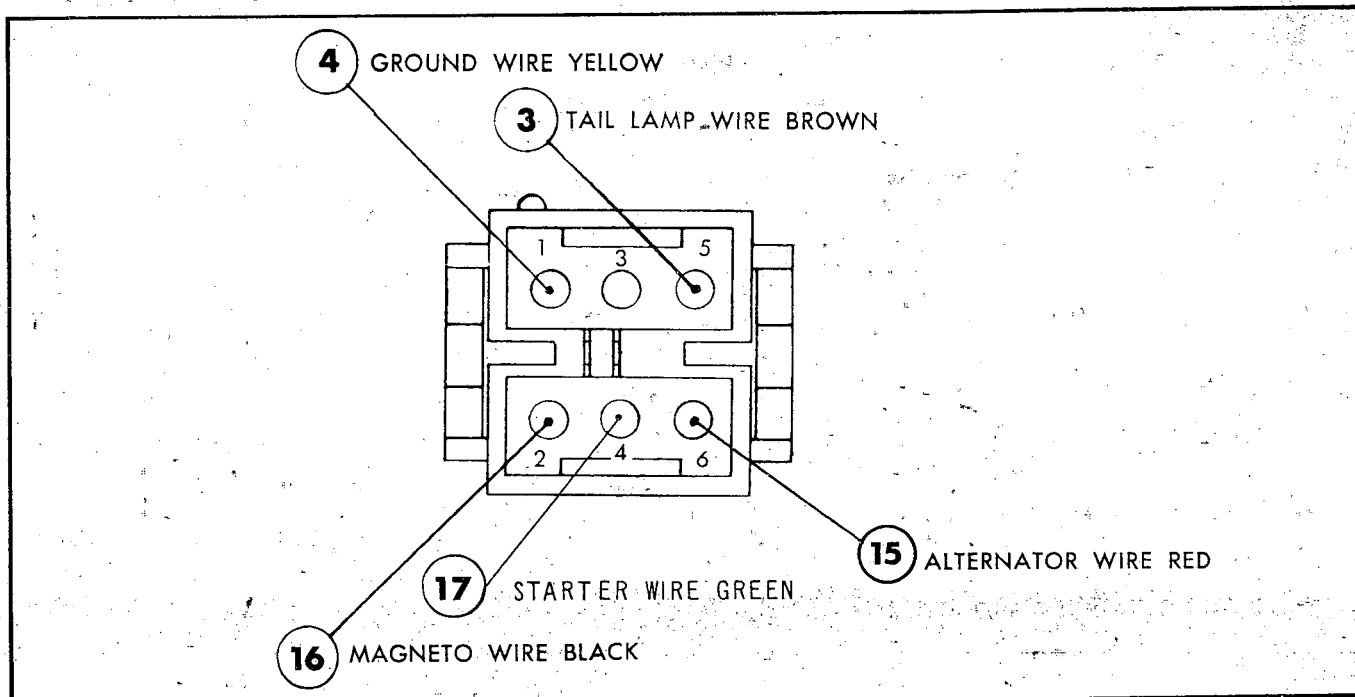
BOMBARDIER LTD.

ELECTRICAL



BOMBARDIER LTD.

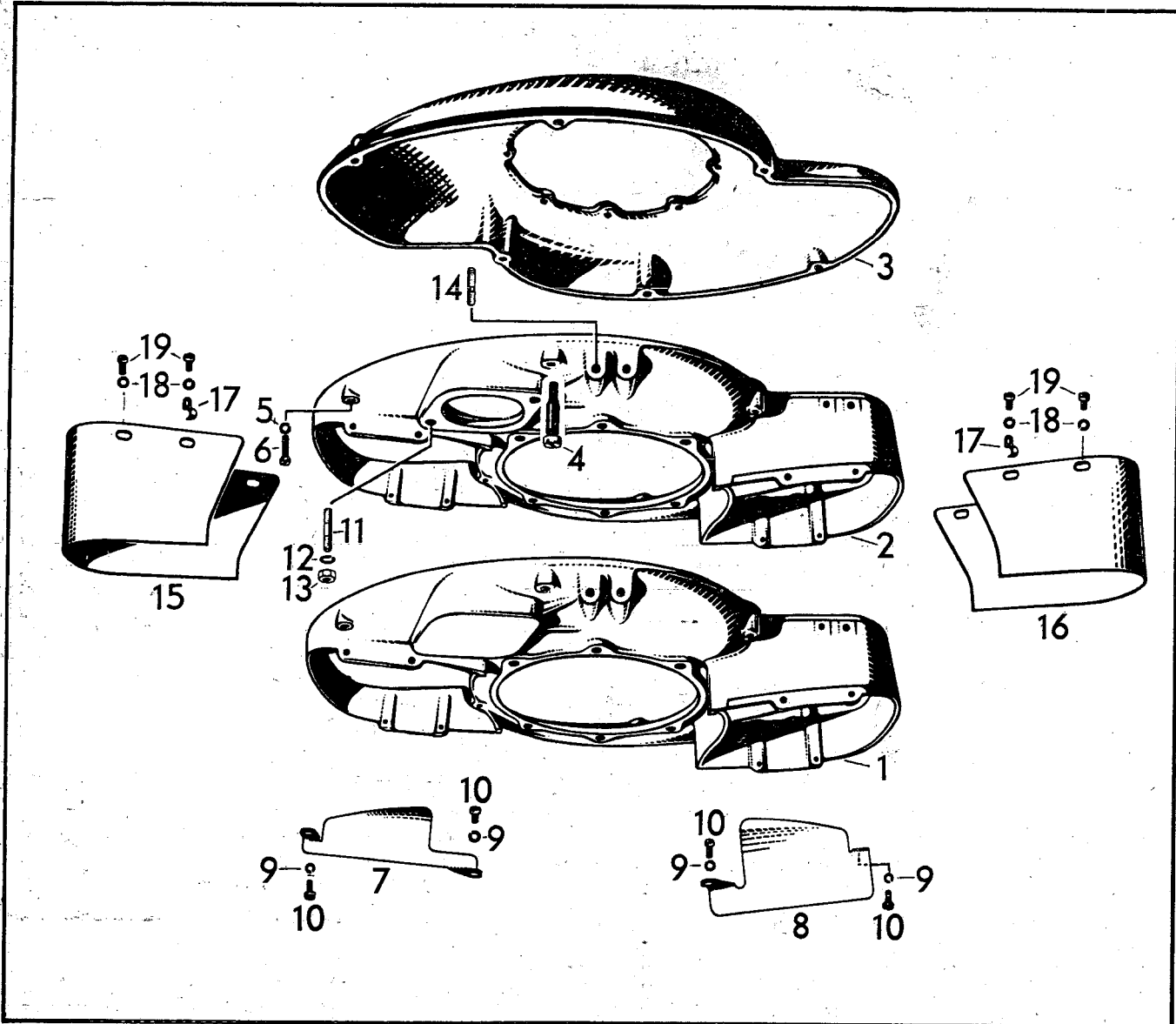
ELECTRICAL



ITEM No.	PART No.	DESCRIPTION	QUANTITY		ITEM No.	PART No.	DESCRIPTION	QUANTITY	
			A	SA				A	SA
1	410 1002	Light and ignition switch	1	—	23	515 0084	Bulk fuse in line (black)	—	1
1	410 1003	Light and ignition switch	—	1	24	409 9001	Wiring housing	1	—
2	409 0006	Insulated terminal	8	2	24	409 9002	Wiring housing	—	1
2	409 0011	Insulated female tab	—	5	25	409 2003	Pin housing connector (1 cir.)	2	2
3	409 6014	Wire (brown)	2	2	26	409 2004	Socket housing connector (1 cir.)	2	2
4	409 6013	Wire (yellow)	2	2	27	409 6014	Wire (brown)	1	1
5	515 0064	Wire housing	1	1	28	410 9016	Grommet	1	1
6	409 0004	Socket contactor	8	11	29	410 6005	Tail lamp assembly	1	1
7	409 0005	Pin contactor	5	7	30	355 0001	Screw	2	2
8	409 2006	Socket connector (2 cir.)	1	2	31	389 8009	Speed nut	2	2
9	409 2005	Pin housing connector (2 cir.)	1	2	32	410 5002	Tail lamp bulb	1	1
10	409 6014	Wire (brown)	1	1	33	410 9012	Tail lamp lens	1	1
11	409 6013	Wire (yellow)	1	1	34	406 9026	Current rectifier ass'y	—	1
12	515 0131	Wire housing	2	1	35	410 9023	Fuse 9 amp. 35 volts	—	2
13	570 1503	Grommet	1	1	36	410 3002	Battery	—	1
14	410 6006	Sealed beam	1	1	37	515 0076	Ground wire	—	1
15	409 6011	Wire (red)	1	1	38	324 8102	Screw	—	1
16	409 6012	Wire (black)	1	1	39	391 0021	Washer	—	1
17	409 6015	Wire (green)	—	1	40	386 9003	Nut	—	1
18	515 0124	Wire housing	2	2	41	409 6008	Current wire (battery)	—	1
19	409 2002	Socket housing connector (6 cir.)	1	1	42	570 1502	Grommet	—	1
20	409 2001	Pin housing connector (6 cir.)	1	1	43	515 0015	Protector strip	—	1
21	409 6014	Wire (brown)	1	1	44	515 0016	Retaining bar	—	1
22	409 6015	Wire (green)	—	1	45	329 7102	Bolt	—	2
					46	387 2019	Nut	—	2

BOMBARDIER LTD.

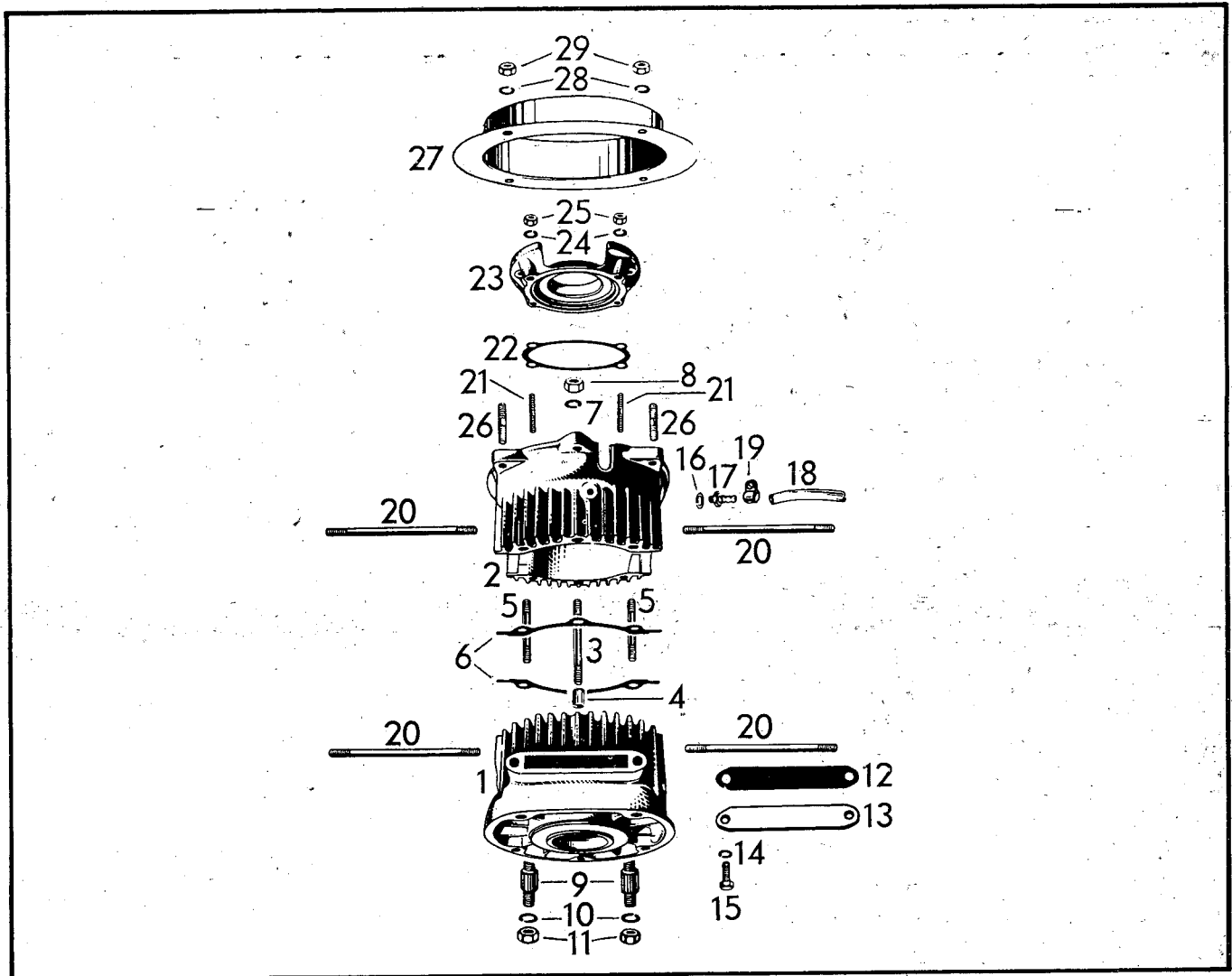
FAN COWL



ITEM No.	PART No.	DESCRIPTION	QUANTITY		ITEM No.	PART No.	DESCRIPTION	QUANTITY	
			SA	R-16				SA	R-16
1-3-4	402 0085	Fan cowl ass'y	—	1	10	402 0040	Cyl. screw M6 x 10	4	4
5-6					11	402 2003	Stud M8 x 18	2	—
2-3-4	402 0045	Fan cowl ass'y	1	—	12	402 0016	Lock washer 8	2	—
5-6					13	402 2041	Hex. nut M8	2	—
1	402 0045	Fan cowl	—	1	14	402 2021	Stud M6 x 20, coil mounting bracket	2	2
2	402 0045	Fan cowl	1	—	15	402 0086	Front cylinder cover	1	1
3	402 0045	Cover, fan cowl	1	1	16	402 0054	Rear cylinder cover	1	1
4	402 0070	Cyl. fit bolt M6	2	2	17	402 0060	Clamp, ignition cable	2	2
5	402 0015	Lock washer 6	4	4	18	402 4024	Lock washer 5	8	8
6	410 0069	Cyl. screw M6 x 28	4	4	19	402 5045	Screw M5 x 10, cylinder cover and cable clamp	8	8
7	402 0049	Front baffle	1	1					
8	402 0050	Rear baffle	1	1					
9	402 0015	Lock washer 6	4	4					

BOMBARDIER LTD.

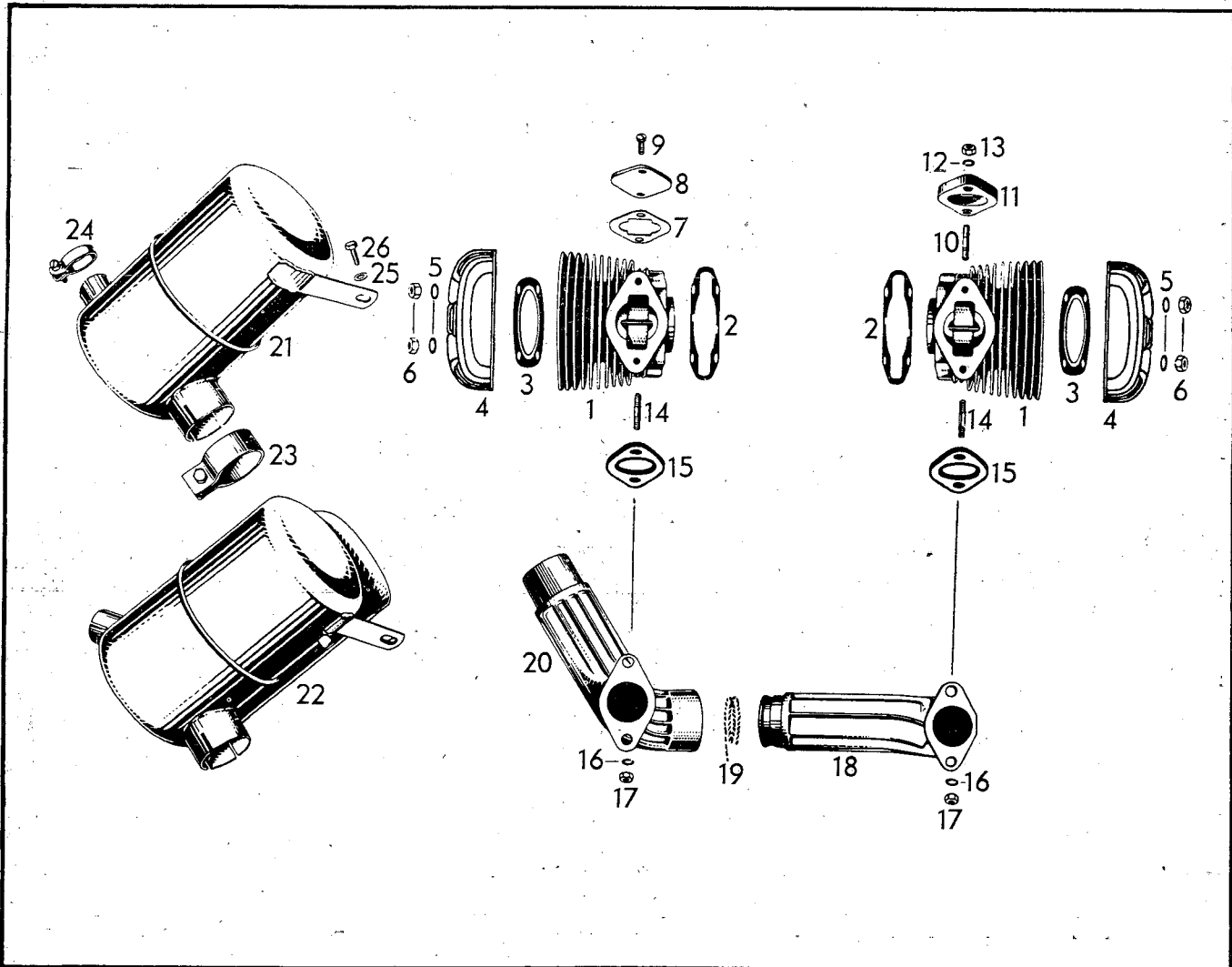
CRANKCASE



ITEM No.	PART No.	DESCRIPTION	QUANTITY		ITEM No.	PART No.	DESCRIPTION	QUANTITY	
			SA	R-16				SA	R-16
1-2-3 4-5	402 0004	Crankcase ass'y	1	1	16	402 0064	Sealing ring, nipple	1	1
3	402 0010	Stud M8 x 65, crankcase	2	2	17	402 0065	Nipple, impulse connection	1	1
4	402 1015	Dowel tube 10 x 15mm, crankcase	2	2	18	414 0130	Line 100mm, impulse connection	1	1
5	402 0007	Stud M8 x 56, crankcase	4	4	19	402 0063	Clamp ass'y impulse line	1	1
6	402 0013	Gasket, crankcase	2	2	20	402 0077	Stud M8 x 138, cylinder	8	8
7	402 0016	Lock washer 8	6	6	21	402 0047	Stud M6 x 18, bearing cover	4	4
8	402 0018	Hex. nut M8	6	6	22	402 1006	Gasket, bearing cover	1	1
9	402 0091	Distance sleeve	4	4	23	402 0055	Bearing cover	1	1
	402 0023	Collar stud	4	4	24	402 0015	Lock washer	4	4
10	402 0025	Lock washer 10	4	4	25	402 2053	Hex. nut M6	4	4
11	402 0026	Hex. nut M10	4	4	26	402 2003	Stud M8 x 18, labyrinth ring and fancowl	6	6
12	402 0088	Gasket, side cover	1	1	27	402 0084	Labyrinth ring	1	1
13	402 0089	Side cover	1	1	28	402 0016	Lock washer 8	6	6
14	402 0016	Lockwasher 8	2	2	29	402 0018	Hex. nut M8	6	6
15	402 2001	Hex. screw M8 x 18, side cover	2	2					

BOMBARDIER LTD.

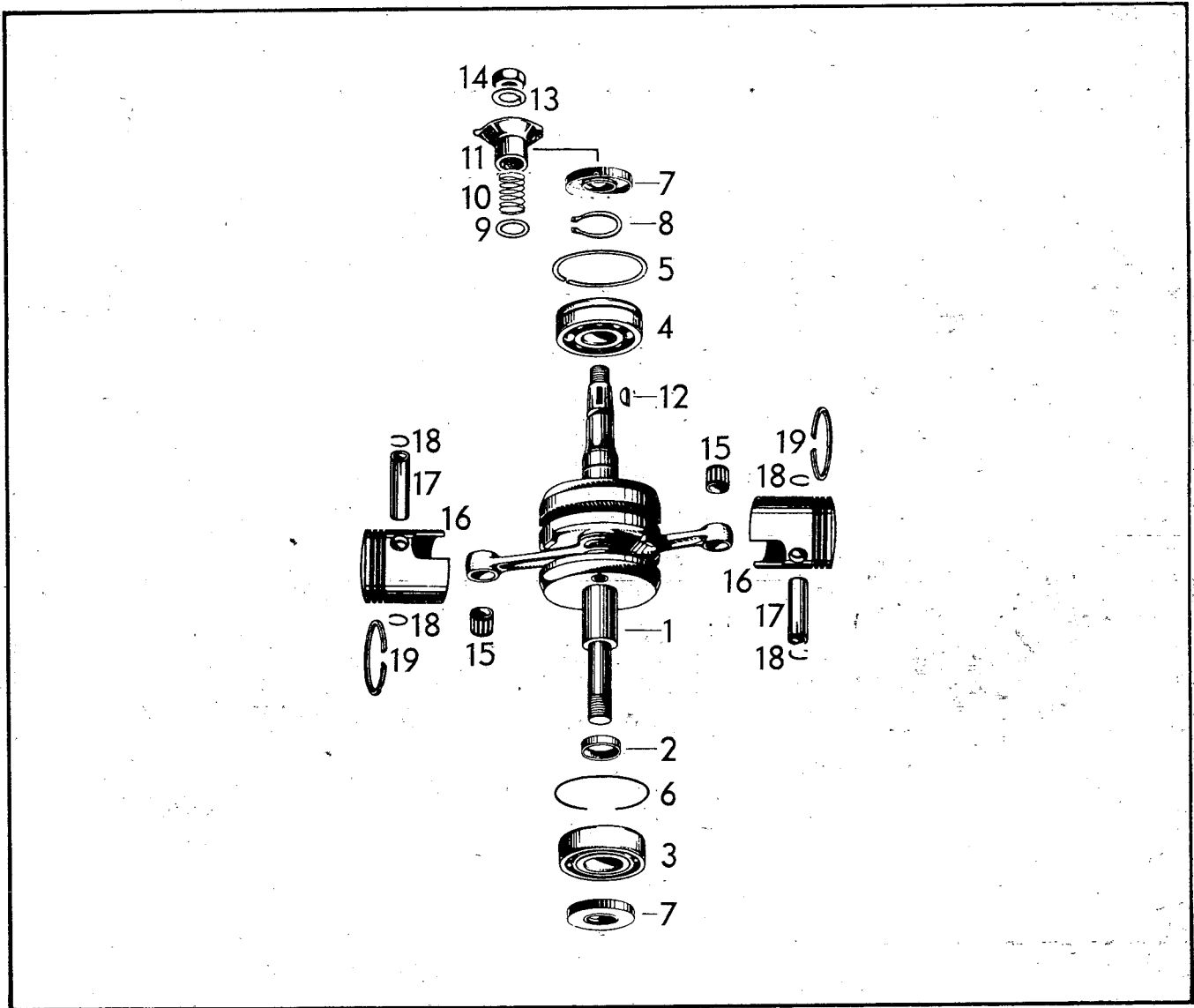
CYLINDER AND MUFFLER



ITEM No.	PART No.	DESCRIPTION	QUANTITY		ITEM No.	PART No.	DESCRIPTION	QUANTITY	
			SA	R-16				SA	R-16
1	402 2013	Cylinder without studs	2	2	15	402 2043	Gasket, exhaust flange	2	2
2	402 2007	Gasket, cylinder flange	2	2	16	402 0016	Lock washer 8	4	4
3	402 2027	Gasket, cylinder head	2	2	17	402 0018	Hex. nut M8	4	4
4	402 2073	Cylinder head	2	2	18	402 2066	Exhaust elbow, rear cylinder	1	1
5	402 0031	Washer, cylinder head	8	8	19	402 2065	Asbestos string 320mm	1	1
6	402 0018	Hex. nut M8	8	8	20	402 2067	Exhaust elbow, front cylinder	1	1
7	402 2056	Gasket, intake flange cover	1	1	21	402 2023	Muffler ass'y	—	1
8	402 2016	Cover, intake flange, front cyl.	1	1	22	402 2064	Muffler ass'y	1	—
9	402 2039	Flat headed bolt M8 x 12	2	2	23	402 2050	Clamp muffler	1	1
10	402 2022	Stud M8 x 30, carburetor	2	2	24	402 2049	Clamp, muffler outlet tube	1	1
11	402 2090	Isolating flange	1	1	25	402 0031	Washer, muffler bracket	1	1
12	402 0016	Lock washer 8	2	2	26	402 2001	Hex. screw M8 x 18, muffler bracket	1	1
13	402 2041	Hex. nut M8	2	2					
14	402 0030	Stud M8 x 21.5, exhaust flange	4	4					

BOMBARDIER LTD.

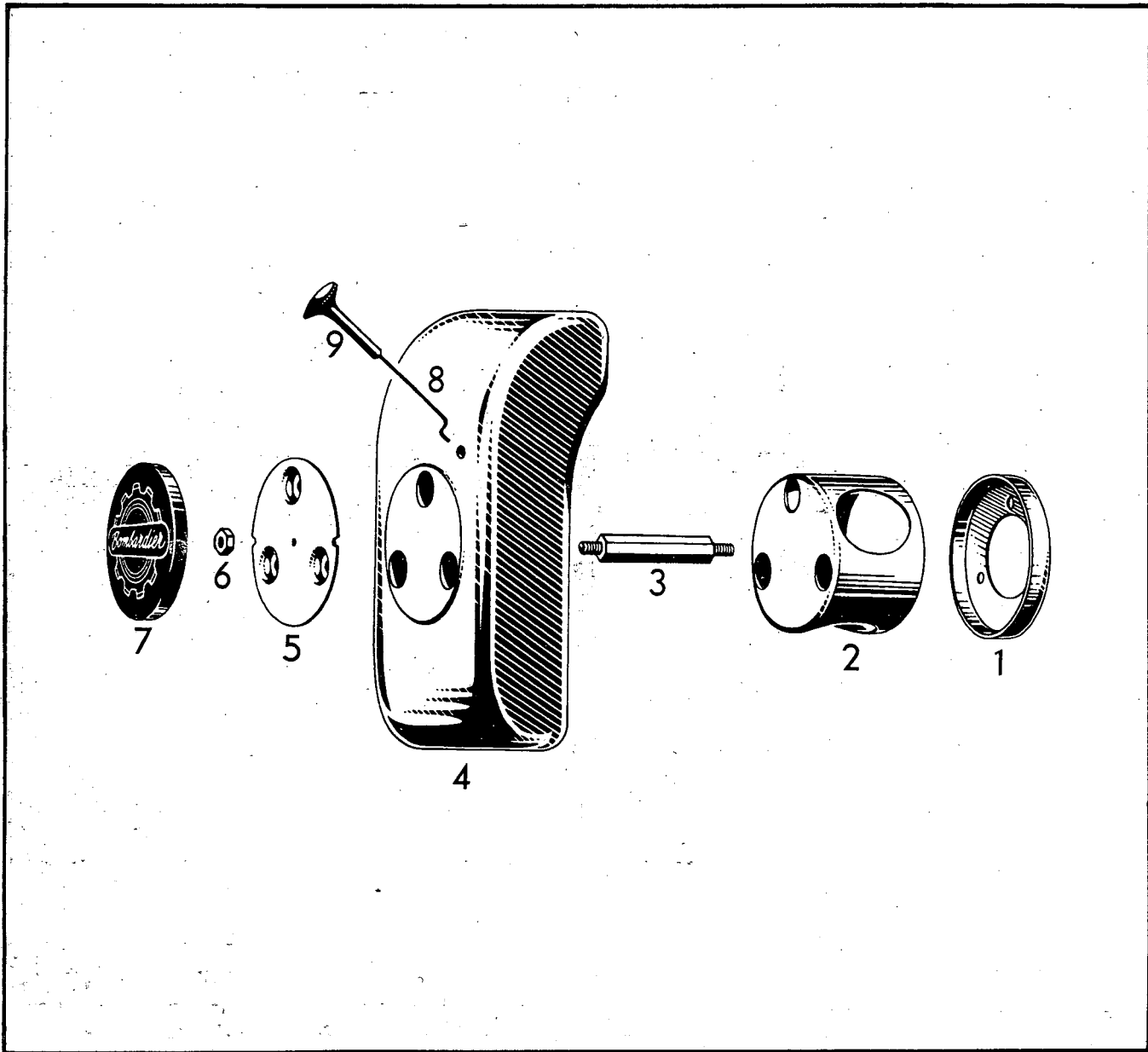
CRANKSHAFT - PISTON



ITEM No.	PART No.	DESCRIPTION	QUANTITY		ITEM No.	PART No.	DESCRIPTION	QUANTITY	
			SA	R-16				SA	R-16
1	402 1088	Crankshaft ass'y	1	1	12	402 1010	Woodruff key 5 x 6.5	1	1
2	402 1013	Distance sleeve crankshaft	1	1	13	402 1040	Lockwasher, crankshaft	1	1
3	402 1008	Roller bearing N-306	1	1	14	402 1043	Hex. nut, M18 x 1.5, crankshaft	1	1
4-5	402 1007	Deep groove ball bearing 6306-NR	1	1	15	402 1033	Needle cage, gudgeon pin	2	2
6	402 1041	Locking ring 72, roller bearing	1	1	16	402 1044	Piston with 2 rings, 62mm /, std.	2	2
7	402 1003	Oil seal BASL 30-47-10	2	2	16	402 1045	Piston with 2 rings 62.5mm /, 1st oversize	2	2
8	402 1068	Circlip 30 x 1.5	1	1	17	402 1063	Gudgeon pin	2	2
9	402 1026	Washer, breaker cam spring	1	1	18	402 1067	Circlip, gudgeon pin	4	4
10	402 1036	Spring, breaker cam	1	1	19	402 1081	Piston ring 62mm /, std.	4	4
11	402 1087	Breaker cam	1	1	19	402 1070	Piston ring 62.5mm /, oversize	4	4

BOMBARDIER LTD.

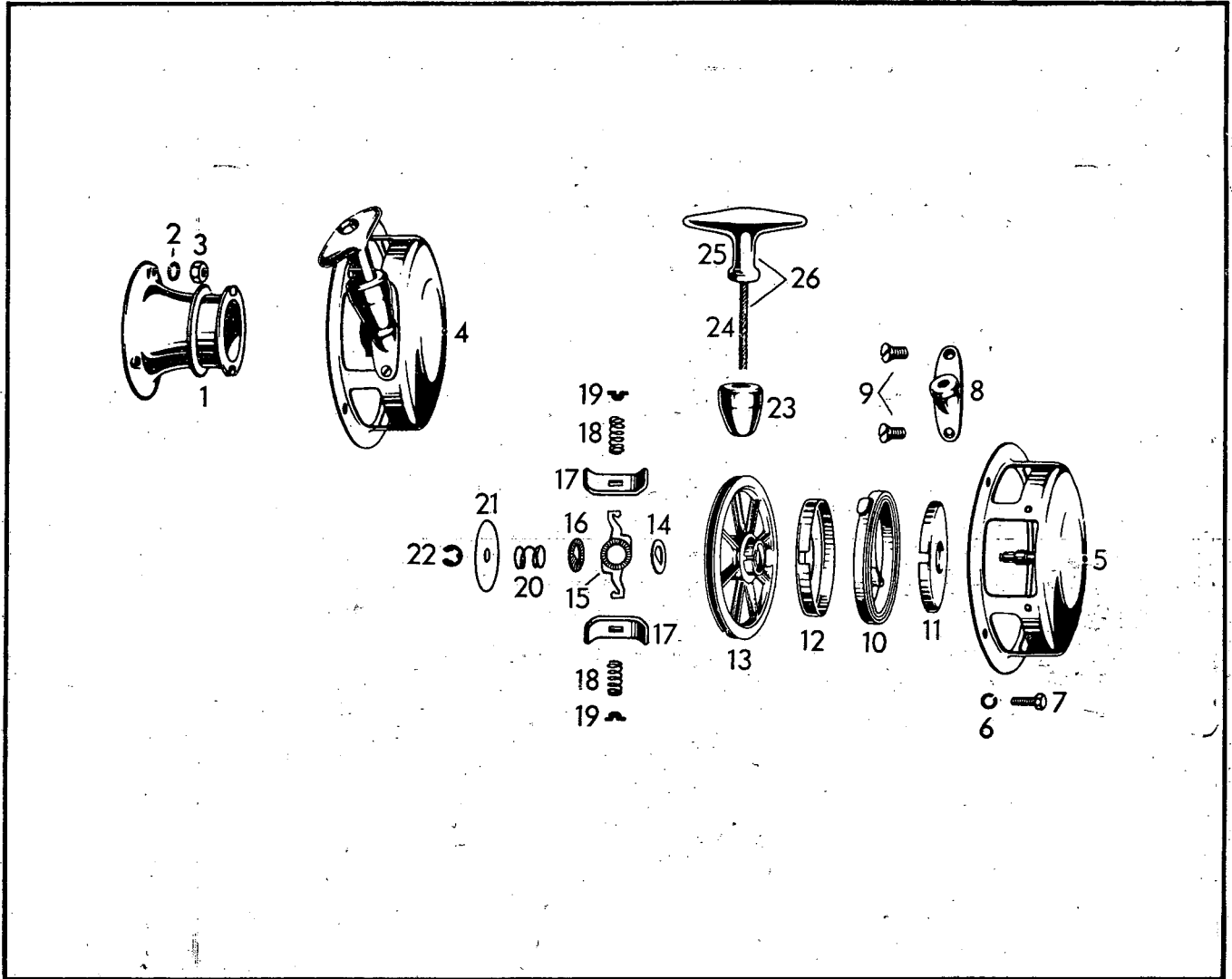
INTAKE SILENCER



ITEM No.	PART No.	DESCRIPTION	QUANTITY		ITEM No.	PART No.	DESCRIPTION	QUANTITY	
			SA	R-16				SA	R-16
1	402 3003	Silencer bottom	1	1	6	386 6119	Lock nut	3	3
2	402 3007	Silencer socket	1	1	7	402 3018	Bombardier cover	1	1
3	402 3019	Collar stud	3	3	8	402 3022	Choker rod	1	1
4	402 3011	Intake silencer ass'y	1	1	9	402 3020	Choker button	1	1
5	402 3015	Retaining disk	1	1					

BOMBARDIER LTD.

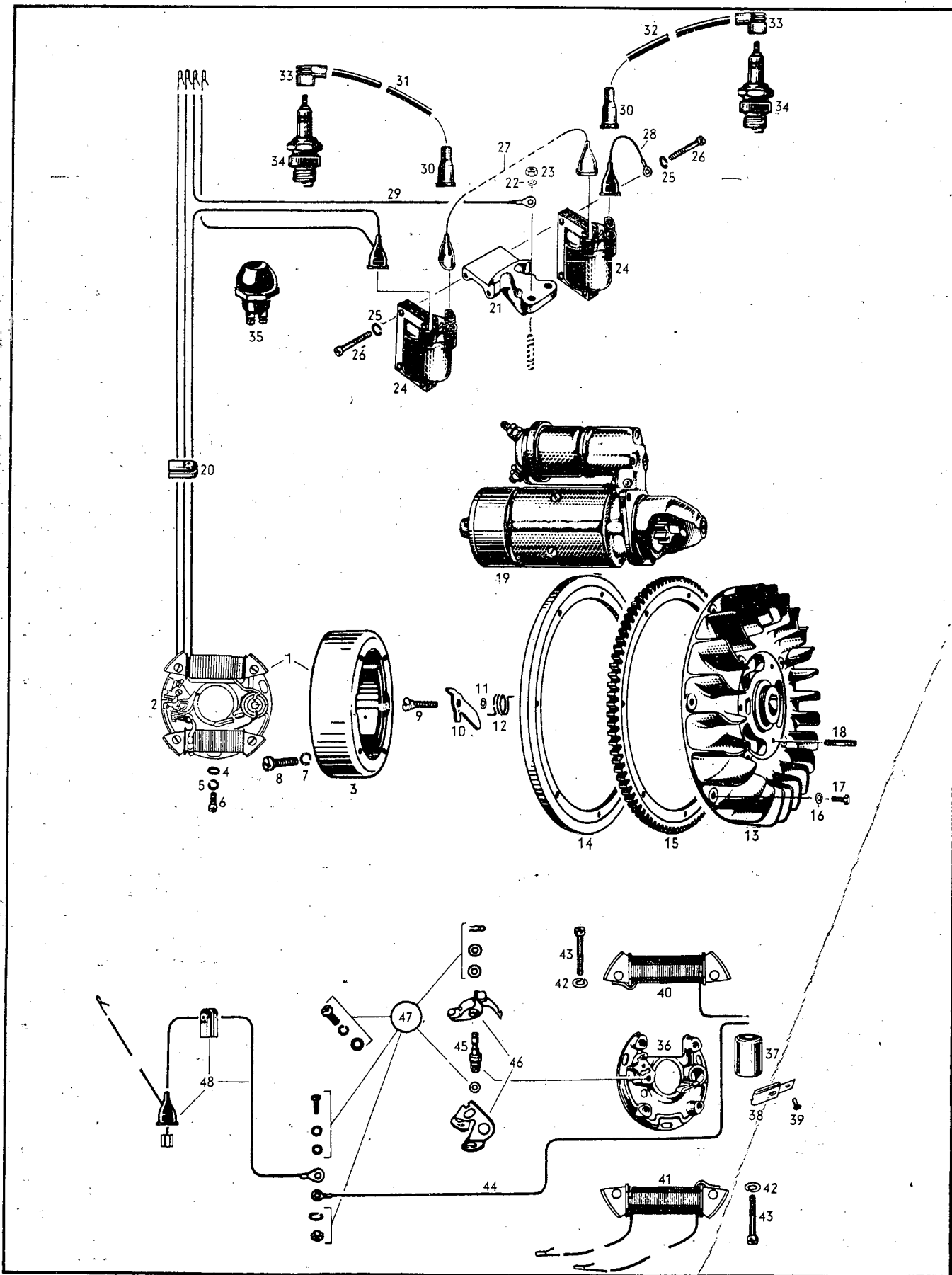
REWIND - STARTER



ITEM No.	PART No.	DESCRIPTION	QUANTITY		ITEM No.	PART No.	DESCRIPTION	QUANTITY	
			SA	R-16				SA	R-16
1	402 5004	Starting pulley	1	1	10-11	402 5023	Spring cartridge ass'y	1	1
2	402 0015	Lock washer 6, starting pulley	3	3	12	402 5015	Rope sheave	1	1
3	402 2053	Hex. nut M6, starting pulley	3	3	13	402 5026	D-washer	1	1
4	402 5041	Rewind starter ass'y	1	1	14	402 5028	Pivot arm	1	1
5	402 5008	Starter housing	1	1	15	402 5027	Friction washer	1	1
6	402 0015	Lock washer 6	4	4	16	402 5029	Pawl	2	2
7	402 3031	Hex. screw M6 x 10	4	4	17	402 5030	Pawl spring	2	2
8	402 5009	Starter stop	1	1	18	402 5031	Pawl spring stop	2	2
9	402 5037	Countersunk screw M5 x 8, starter stop	2	2	19	402 5032	Friction spring	1	1
10	402 5022	Rewind spring	1	1	20	402 5033	Washer 38/6, 5/1	1	1
11	402 5038	Spring guide	1	1	21	402 5034	Circlip	1	1
12	402 5044	Cover, spring guide	1	1	22	402 5039	Rubber buffer	1	1
					23	402 5020	Starter rope 1500mm	1	1
					24	402 5019	Starter grip	1	1
					25	402 5021	Starter rope with grip	1	1
					26				

BOMBARDIER LTD.

IGNITION ELECTRIC STARTER



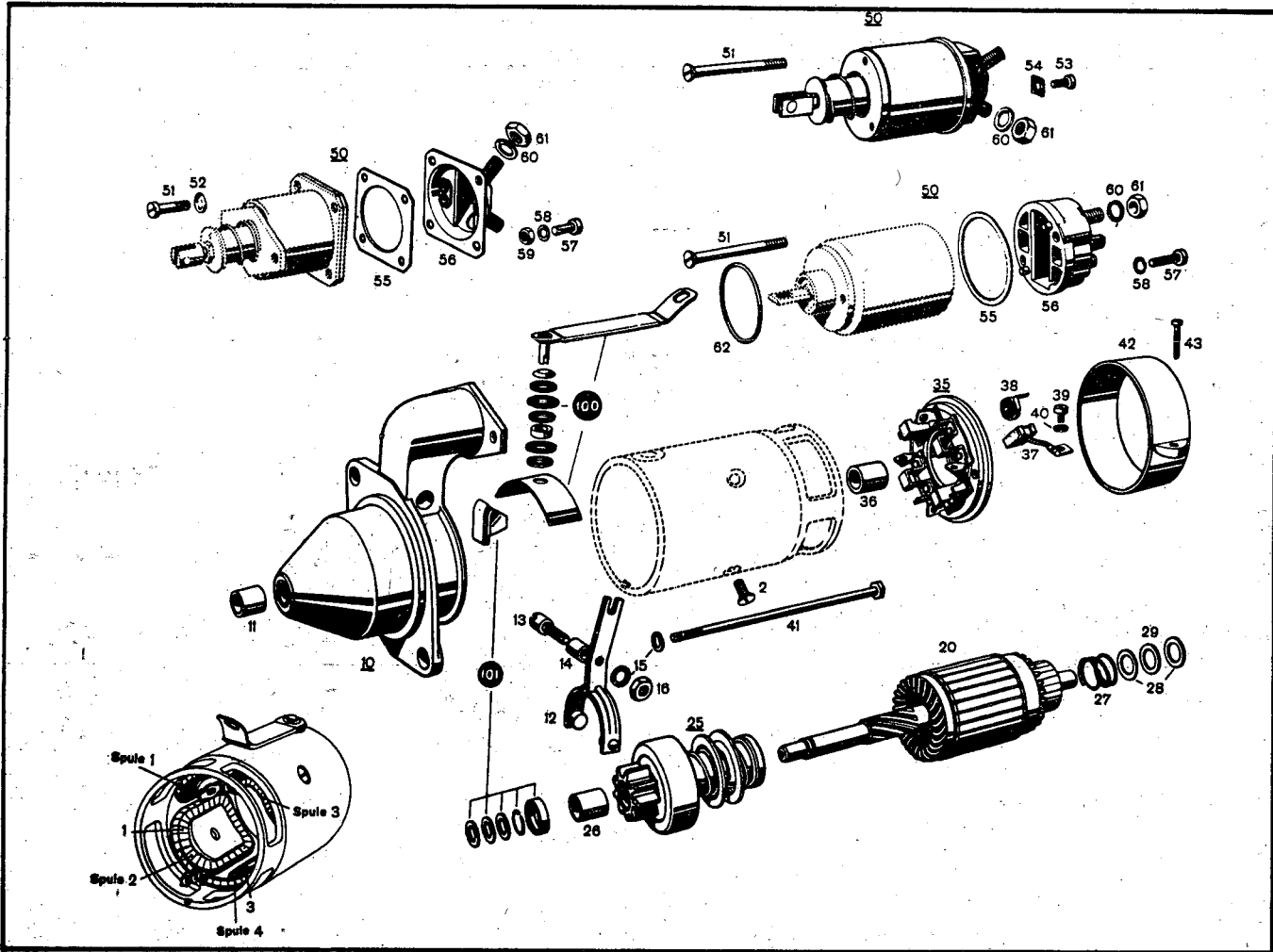
BOMBARDIER LTD.

IGNITION, ELECTRIC STARTER

ITEM No.	PART No.	DESCRIPTION	QUANTITY		ITEM No.	PART No.	DESCRIPTION	QUANTITY	
			SA	R-16				SA	R-16
1	402 4004	Magneto generator ass'y	1	1	26	402 7004	Cyl. screw M5 x 22, ignition coil	4	4
2	402 4015	Armature plate ass'y with cable grommet	1	1	27	402 7010	Connection cable ass'y, blue	1	1
3	402 4020	Magneto ring	1	1	28	402 7011	Mass cable ass'y, yellow	1	1
4	402 4022	Washer, armature plate	3	3	29	402 7012	Mass cable ass'y, 175mm, yellow	1	1
5	402 4024	Lock washer 5	3	3	30	402 7003	Protection cap	2	2
6	402 5001	Cyl. screw M5 x 16, armature plate	3	3	31	402 7006	Ignition cable, 465mm	1	1
7	402 0015	Lockwasher 6	4	4	32	402 7007	Ignition cable, 410mm	1	1
8	402 4028	Cyl. screw M6 x 15, magneto ring	4	4	33	402 4076	Spark plug protector	2	2
9	402 4094	Screw M6, bearing centrifugal weight	1	1	34	402 4082	Spark plug W225-T1	2	2
10	402 4093	Centrifugal weight	1	1	36	402 4037	Armature plate alone	1	1
11	402 7001	Washer, centrifugal weight	1	1	37	402 4068	Condenser	1	1
12	402 4096	Spring, centrifugal weight	1	1	38	402 4071	Lubricating wick	1	1
13	402 4035	Fan ass'y	1	1	39	402 4072	Rivet, lubricating wick	1	1
14	402 7002	Flywheel	—	1	40	402 7013	Generator coil	1	1
15	402 4011	Ring gear 101 t.	1	—	41	402 7015	Lighting coil with 2 cables 400 and 430mm, and contact pins	1	—
16	402 0015	Lock washer 6	8	8	41	402 7015	Lighting coil with 1 cable 430mm and contact pin	—	1
17	402 5012	Hex. screw M6 x 15, flywheel	8	8	42	402 4024	Lock washer 5	4	4
18	402 4089	Stud M6 x 15, starting pulley	2	2	43	402 4048	Cyl. screw M5 x 28, coils	4	4
19	402 4005	Electric starter ass'y	1	—	44	402 4070	Cable, condenser	1	1
20	402 0083	Cable grommet	1	1	45	402 4049	Pivot pin, contact breaker	1	1
21	402 7009	Mounting flange, ignition coils	1	1	46	402 4050	Contact breaker set	1	1
22	402 0015	Lock washer 6	2	2	47	402 7016	Parts set	1	1
23	402 2053	Hex. nut M6	2	2	48	402 7017	Generator and shorting cables ass'y	1	1
24	402 7008	Ignition coil	2	2					
25	402 4024	Lock washer 5	4	4					

BOMBARDIER LTD.

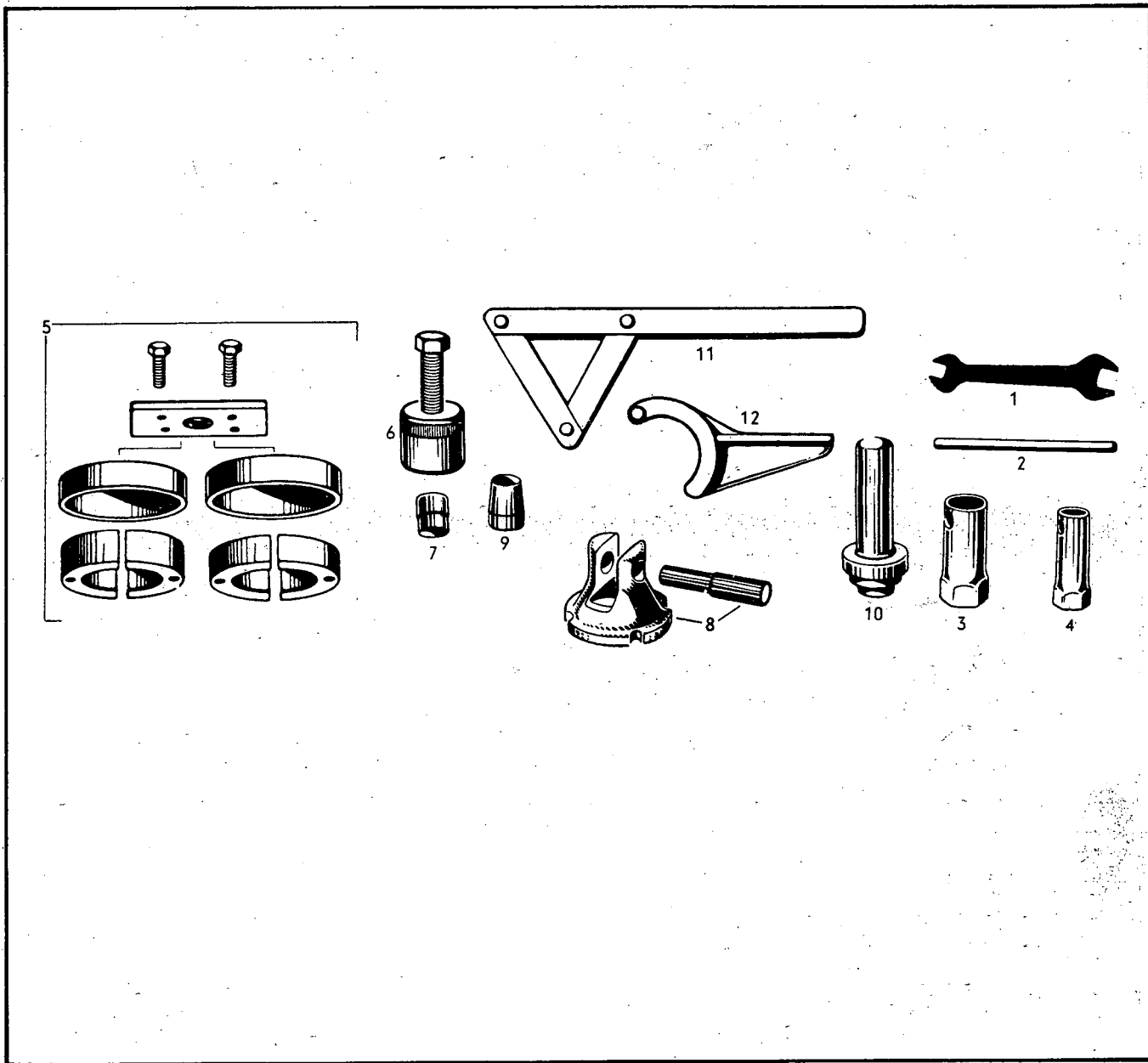
ELECTRIC STARTER - SPARE PARTS



ITEM No.	PART No.	DESCRIPTION	QTY.	ITEM No.	PART No.	DESCRIPTION	QTY.
1	402 7018	Field winding coils 1 and 2	1	35	402 7034	Commutator end bracket ass'y (with parts ill. No. 36 to 40)	1
1	402 7019	Field winding coils 3 and 4	1	36	402 7023	Bearing bushing	1
2	402 7020	Countersunk screw M6 x 10	4	37	402 7035	Carbon brush set (4 pieces)	1
3	402 7051	Connecting rail	1	38	402 7031	Carbon brush spring	1
10	402 7022	Drive end bracket ass'y (with bearing bushing ill. No. 11)	1	39a	402 7036	Cyl. screw M4 x 8mm	1
11	402 7023	Bearing bushing	1	39b	402 7037	Cyl. screw M4 x 6mm	3
12	402 7025	Engaging lever	1	40	402 7016	Lockwasher 4	4
13	402 7026	Screw M5	1	41	402 7039	Cyl. screw M5 x 135	2
14	402 7027	Bushing	1	42	402 7040	Closing band	1
15	402 4024	Lock washer 5	3	43	402 7038	Cyl. screw M4 x 20	1
16	402 2053	Hex. nut M5	1	50	402 7041	Relay ass'y (with parts ill. No. 53 to 59)	1
20	402 7028	Armature	1	51	402 7042	Countersunk screw M5 x 50	3
25	402 7029	Drive ass'y (with bearing bushing ill. No. 26)	1	53	402 7036	Cyl. screw M4 x 8, terminal 50	1
26	402 7024	Bearing bushing	1	54	402 7043	Plate, terminal 50	1
27	402 7030	Helical spring, armature brake	1	60	402 0016	Lock washer 8	1
28	402 7032	Washer 10.3/20/0.5mm, armature brake	2	61	402 7044	Hex. nut M8	1
29	402 7033	Isolating washer 10.3/16/1mm, armature plate	1	100	402 7045	Parts set for terminal	1
				101	402 7046	Parts set for armature	1

BOMBARDIER LTD.

REPAIR TOOLS



ITEM No.	PART No.	DESCRIPTION	QUANTITY		ITEM No.	PART No.	DESCRIPTION	QUANTITY	
			SA	R-16				SA	R-16
1-2	402 8027	Tool set	1	1	6	402 8004	Puller for flywheel	1	1
3-4					7	402 8005	Protection cap 18mm	1	1
1	402 8023	Fork wrench 10/13mm	1	1	8	402 8014	Holder with bolt, connecting rod	1	1
2	402 8039	Pin 8 x 130mm, socket wrench	1	1	9	402 8035	Sleeve for oil seal	1	1
3	402 8026	Socket wrench 22mm, spark plug	1	1	10	402 8037	Stamp to mount oil seal	1	1
4	402 8024	Socket wrench 13mm	1	1	11	402 8034	Wrench to hold fan	1	1
5	402 8033	Puller ass'y for bearings 6300 and N-306	1	1	12	402 8038	Holder, crankshaft	1	1

BOMBARDIER LTD.

- NOTES -

BOMBARDIER LTD.